

Educational Attainment Snapshot

76 Arkansas Counties

Emsi Q1 2018 Data Set

March 2018

Arkansas Economic Development Institute



2801 South University Avenue
Little Rock, Arkansas 72204

Parameters

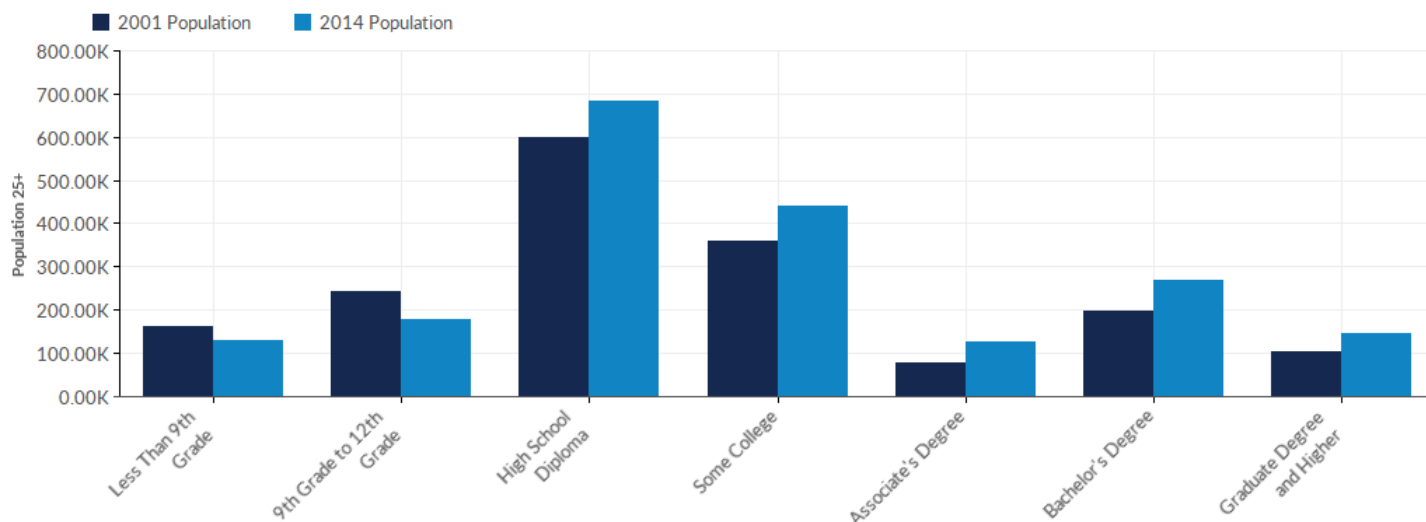
Regions

76 items selected. See Appendix A for details.

Timeframe

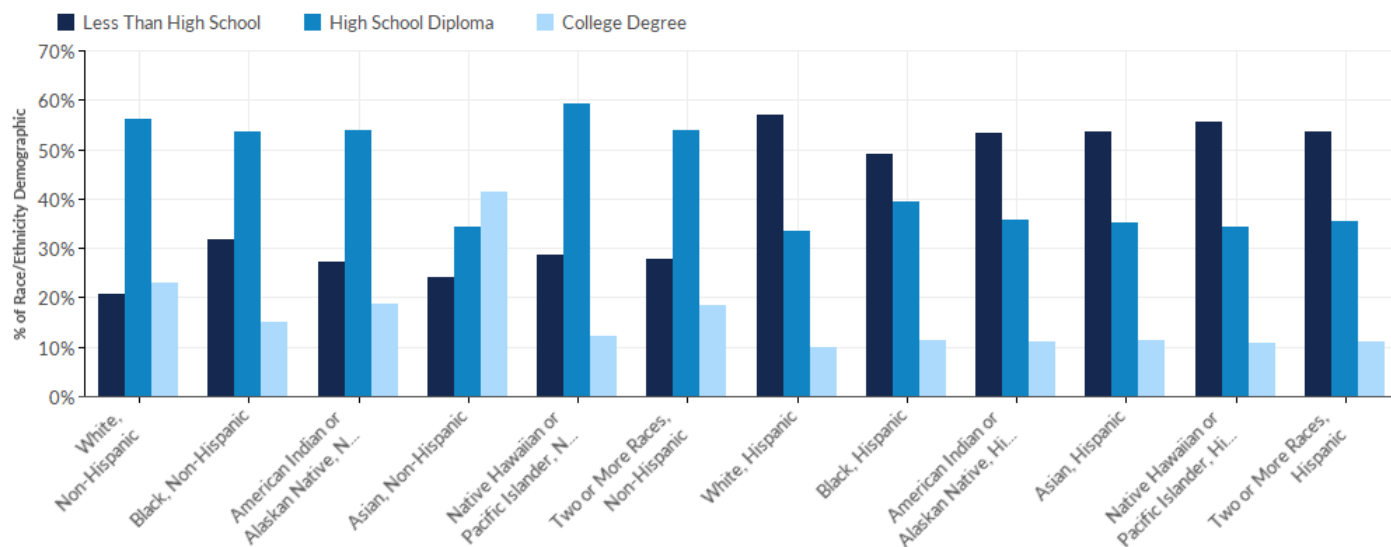
2001 - 2014

Educational Attainment by Level



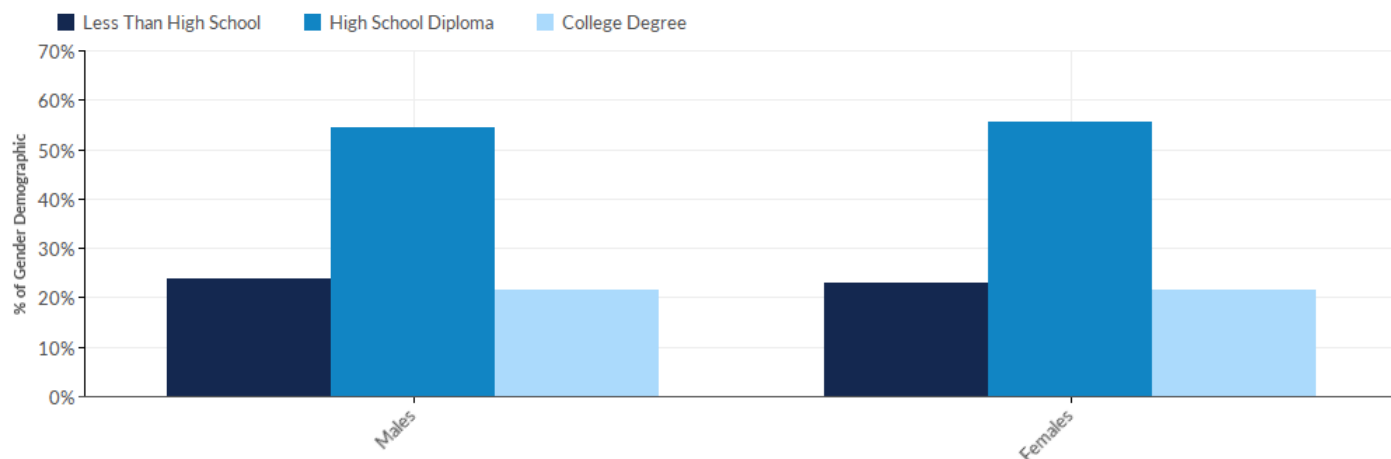
Education Level	2001 Population	2014 Population	2001 % of Population	2001 National % Population
Less Than 9th Grade	162,896	128,628	9%	8%
9th Grade to 12th Grade	243,203	179,318	14%	11%
High School Diploma	600,259	682,177	34%	29%
Some College	359,984	439,147	21%	21%
Associate's Degree	76,702	125,871	4%	7%
Bachelor's Degree	198,506	268,574	11%	16%
Graduate Degree and Higher	102,285	146,923	6%	9%
	1,743,835	1,970,638	100%	100%

Educational Attainment by Race/Ethnicity



Race/Ethnicity	2001 Population	2014 Population	2001 Less Than High School	2001 High School Diploma	2001 College Degree
White, Non-Hispanic	1,430,882	1,530,222	297,864	804,346	328,671
Black, Non-Hispanic	228,517	273,339	72,385	122,128	34,003
American Indian or Alaskan Native, Non-Hispanic	10,455	14,017	2,859	5,630	1,965
Asian, Non-Hispanic	13,433	27,412	3,236	4,622	5,575
Native Hawaiian or Pacific Islander, Non-Hispanic	912	3,577	262	539	111
Two or More Races, Non-Hispanic	14,484	21,026	4,016	7,783	2,685
White, Hispanic	41,509	91,148	23,597	13,838	4,075
Black, Hispanic	1,647	3,075	809	651	188
American Indian or Alaskan Native, Hispanic	879	3,356	468	313	98
Asian, Hispanic	299	691	160	105	34
Native Hawaiian or Pacific Islander, Hispanic	207	600	115	71	22
Two or More Races, Hispanic	611	2,175	328	216	67
	1,743,835	1,970,638	406,100	960,243	377,493

Educational Attainment by Gender



Gender	2001 Population	2014 Population	2001 Less Than High School	2001 High School Diploma	2001 College Degree
Males	830,094	948,415	197,476	452,787	179,831
Females	913,742	1,022,223	208,624	507,455	197,662
	1,743,835	1,970,638	406,100	960,243	377,493

Appendix A - Regions

Code	Description
5001	Arkansas County, AR
5003	Ashley County, AR
5005	Baxter County, AR
5007	Benton County, AR
5009	Boone County, AR
5011	Bradley County, AR
5013	Calhoun County, AR
5015	Carroll County, AR
5017	Chicot County, AR
5019	Clark County, AR
5021	Clay County, AR
5023	Cleburne County, AR
5025	Cleveland County, AR
5027	Columbia County, AR
5029	Conway County, AR
5031	Craighead County, AR
5033	Crawford County, AR
5035	Crittenden County, AR
5037	Cross County, AR
5039	Dallas County, AR
5041	Desha County, AR
5043	Drew County, AR
5045	Faulkner County, AR
5047	Franklin County, AR
5049	Fulton County, AR
5051	Garland County, AR
5053	Grant County, AR
5055	Greene County, AR
5057	Hempstead County, AR

Code	Description
5059	Hot Spring County, AR
5061	Howard County, AR
5063	Independence County, AR
5065	Izard County, AR
5067	Jackson County, AR
5069	Jefferson County, AR
5071	Johnson County, AR
5073	Lafayette County, AR
5075	Lawrence County, AR
5077	Lee County, AR
5079	Lincoln County, AR
5081	Little River County, AR
5083	Logan County, AR
5085	Lonoke County, AR
5087	Madison County, AR
5089	Marion County, AR
5091	Miller County, AR
5093	Mississippi County, AR
5095	Monroe County, AR
5097	Montgomery County, AR
5099	Nevada County, AR
5101	Newton County, AR
5103	Ouachita County, AR
5105	Perry County, AR
5107	Phillips County, AR
5109	Pike County, AR
5111	Poinsett County, AR
5113	Polk County, AR
5115	Pope County, AR
5117	Prairie County, AR

Code	Description
5119	Pulaski County, AR
5121	Randolph County, AR
5123	St. Francis County, AR
5125	Saline County, AR
5127	Scott County, AR
5129	Searcy County, AR
5131	Sebastian County, AR
5133	Sevier County, AR
5135	Sharp County, AR
5137	Stone County, AR
5139	Union County, AR
5141	Van Buren County, AR
5143	Washington County, AR
5145	White County, AR
5147	Woodruff County, AR
5149	Yell County, AR
5999	[Arkansas, county not reported]

Appendix B - Data Sources and Calculations

Educational Attainment Data

Emsi's educational attainment numbers are based on Emsi's demographic data and the American Community Survey. Educational attainment data cover only the population aged 25 years or more and indicate the highest level achieved.