

Program Snapshot

1720 Programs in 76 Arkansas Counties

Emsi Q1 2018 Data Set

March 2018

Arkansas Economic Development Institute



2801 South University Avenue
Little Rock, Arkansas 72204

Parameters

Programs

1720 items selected. See Appendix A for details.

Regions

76 items selected. See Appendix B for details.

Completions Year

2012

Jobs Timeframe

2001 - 2014

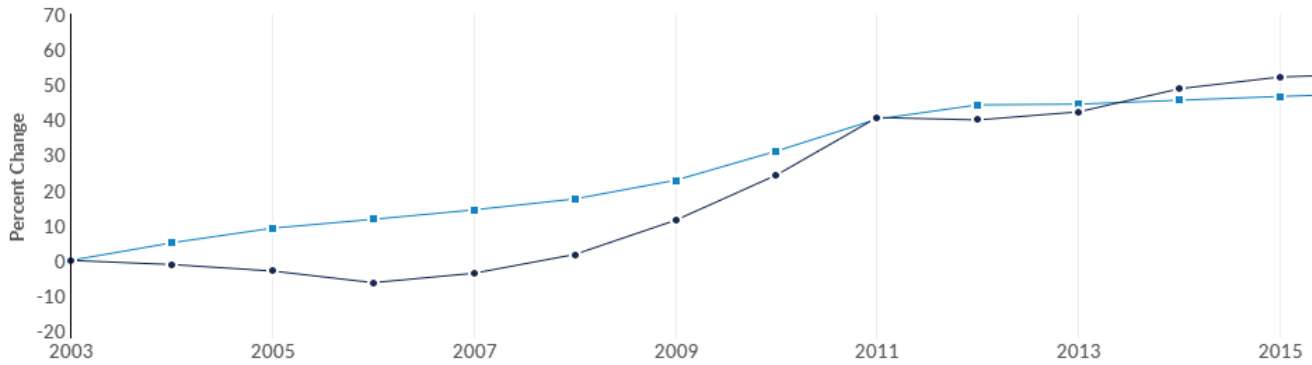
Datarun

2018.1 - QCEW Employees

Program Overview

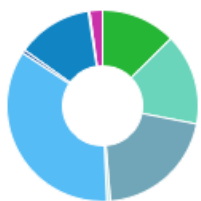
<p>101</p> <p>Regional Institutions had Completions in the last 14 years</p>	<p>41,915</p> <p>Regional Program Completions (2012)</p>	<p>135,157</p> <p>Annual Openings (2012)</p>
--	--	--

Regional Trends



Region	2003 Completions	2012 Completions	% Change
● Region	29,948	41,915	40.0%
■ Nation	3,403,592	4,909,272	44.2%

Regional Completions by Award Level



Award Level	Completions (2012)	Percent
Award of less than 1 academic year	5,294	12.6%
Award of at least 1 but less than 2 academic years	6,461	15.4%
Associate's Degree	8,655	20.6%
Award of at least 2 but less than 4 academic years	257	0.6%
Bachelor's Degree	14,656	35.0%
Postbaccalaureate certificate	251	0.6%
Master's Degree	5,320	12.7%
Post-masters certificate	108	0.3%
Doctor's Degree	913	2.2%

Regional Completions by Institution

Institution	Certificates (2012)	Degrees (2012)	Total Completions (2012)
University of Arkansas	26	4,754	4,780
Arkansas State University-Main Campus	60	3,983	4,043
University of Arkansas at Little Rock	88	2,250	2,338
University of Central Arkansas	11	2,212	2,223
Arkansas Tech University	397	1,709	2,106
Harding University	12	1,315	1,327
Pulaski Technical College	1,091	1,032	2,123
University of Arkansas-Fort Smith	224	963	1,187
University of Arkansas for Medical Sciences	34	840	874
NorthWest Arkansas Community College	341	769	1,110
Arkansas State University-Beebe	529	706	1,235
Southern Arkansas University Main Campus	0	699	699
Henderson State University	142	625	767
University of Arkansas at Monticello	447	624	1,071
John Brown University	0	612	612
Southern Arkansas University Tech	604	138	742
Arkansas State University-Newport	538	189	727
University of Arkansas at Pine Bluff	0	498	498
College of the Ouachitas	493	151	644
Southeast Arkansas College	486	137	623
University of Arkansas Community College-Morrilton	476	433	909
South Arkansas Community College	473	158	631
National Park College	183	458	641
North Arkansas College	389	285	674
Baptist Health College-Little Rock	342	0	342
Heritage College-Little Rock	340	0	340
Hendrix College	0	333	333
Ouachita Baptist University	0	314	314

Institution	Certificates (2012)	Degrees (2012)	Total Completions (2012)
University of Arkansas Community College-Hope	311	172	483
Arkansas State University-Mountain Home	303	268	571
East Arkansas Community College	270	122	392
Black River Technical College	269	252	521
University of Arkansas Community College-Batesville	265	232	497
Bryan University	48	254	302
Arkansas Northeastern College	249	184	433
Imagine-Paul Mitchell Partner School	240	0	240
Remington College-Little Rock Campus	229	17	246
Ozarka College	189	218	407
Eastern College of Health Vocations-Little Rock	200	0	200
Northwest Technical Institute	193	0	193
Blue Cliff College-Fayetteville	188	0	188
Phillips Community College of the University of Arkansas	167	121	288
ITT Technical Institute-Little Rock	0	165	165
Cossatot Community College of the University of Arkansas	154	136	290
Crowley's Ridge Technical Institute	148	0	148
Arkansas State University Mid-South	145	134	279
University of Arkansas Community College Rich Mountain	137	117	254
Career Academy of Hair Design	135	0	135
Central Baptist College	0	131	131
University of the Ozarks	0	127	127
Lyon College	0	120	120
Philander Smith College	0	119	119
University of Phoenix-Little Rock Campus	0	110	110
Williams Baptist College	0	101	101
Arkansas Baptist College	0	100	100
University of Phoenix-Northwest Arkansas Campus	0	91	91
Paul Mitchell the School-Arkansas	71	0	71

Institution	Certificates (2012)	Degrees (2012)	Total Completions (2012)
Arkansas College of Barbering and Hair Design	62	0	62
Regency Beauty Institute-Little Rock	54	0	54
New Tyler Barber College Inc	49	0	49
Hot Springs Beauty College	48	0	48
Academy of Salon and Spa	45	0	45
Arthur's Beauty School Inc-Conway	43	0	43
The Salon Professional Academy-North Little Rock	43	0	43
Searcy Beauty College	39	0	39
Regency Beauty Institute-Fayetteville	37	0	37
Arthur's Beauty College Inc-Jacksonville	29	0	29
Jefferson Regional Medical Center School of Nursing	29	0	29
Professional Cosmetology Education Center	29	0	29
Crowley's Ridge College	0	28	28
Arthur's Beauty College Inc-Fort Smith	26	0	26
Lees School of Cosmetology	26	0	26
Margaret's Hair Academy Inc	25	0	25
Ecclesia College	0	25	25
Arkansas Beauty School	22	0	22
Arkansas Beauty School-Little Rock	20	0	20
Arkansas Beauty College	19	0	19
Arthur's Beauty School Inc-Pine Bluff	18	0	18
ABC Beauty College Inc	17	0	17
Washington Barber College Inc	17	0	17
Velvatex College of Beauty Culture	16	0	16
Strayer University-Arkansas	0	13	13
Lynndale Fundamentals of Beauty School	9	0	9
Credence Institute of Beauty	8	0	8
Marsha Kay Beauty College	4	0	4
Bee Jays Academy	0	0	0

Institution	Certificates (2012)	Degrees (2012)	Total Completions (2012)
Blytheville Academy of Cosmetology	0	0	0
De Luxe Beauty School	0	0	0
ARKANSAS STATE UNIVERSITY-SEARCY	0	0	0
Shorter College	0	0	0
SOUTHERN INSTITUTE OF COSMETOLOGY	0	0	0
Askins Vo-Tech	0	0	0
Arkansas Career Training Institute	0	0	0
Arkansas Aviation Technologies Center	0	0	0
Designer Barber & Stylist School	0	0	0
University of Phoenix-Arkansas	0	0	0
New Beginnings Beauty Academy	0	0	0
River Valley School of Massage	0	0	0
The Beauty School	0	0	0
Academy of Professional Cosmetology	0	0	0

Similar Programs

No similar programs were found in this region.

Target Occupations

<p>990,185</p> <p>Jobs (2001)</p> <p>3% below National average</p>	<p>+4.9%</p> <p>% Change (2001-2014)</p> <p>Nation: +6.2%</p>	<p>\$15.22/hr</p> <p>Median Hourly Earnings</p> <p>Nation: \$18.73/hr</p>
---	---	--

Occupation	2001 Jobs	Annual Openings	Median Hourly Earnings	Growth (2001 - 2014)	Location Quotient (2001)
Cashiers	33,089	6,401	\$9.01/hr	-0.63%	1.15
Heavy and Tractor-Trailer Truck Drivers	32,518	4,532	\$17.90/hr	-0.77%	2.30
Retail Salespersons	32,360	5,407	\$9.72/hr	+8.52%	0.86
Office Clerks, General	25,364	3,418	\$11.87/hr	+6.72%	1.06
Combined Food Preparation and Serving Workers, Including Fast Food	22,914	5,268	\$8.88/hr	+24.12%	1.06
Registered Nurses	19,884	1,550	\$27.26/hr	+13.43%	1.02
General and Operations Managers	18,626	1,775	\$31.30/hr	+4.68%	1.04
Stock Clerks and Order Fillers	16,810	2,284	\$10.37/hr	-0.87%	1.04
Secretaries and Administrative Assistants, Except Legal, Medical, and Executive	16,429	2,056	\$13.54/hr	+6.17%	0.89
Customer Service Representatives	16,188	2,430	\$14.01/hr	+2.11%	0.74
Waiters and Waitresses	14,673	3,621	\$8.87/hr	+23.86%	0.85
Nursing Assistants	13,832	2,227	\$10.73/hr	+22.89%	1.33
Sales Representatives, Wholesale and Manufacturing, Except Technical and Scientific Products	13,527	1,608	\$23.85/hr	-2.34%	1.10
First-Line Supervisors of Office and Administrative Support Workers	12,786	1,485	\$21.49/hr	+9.79%	1.12
Bookkeeping, Accounting, and Auditing Clerks	12,325	1,480	\$16.12/hr	-3.02%	0.88
Maintenance and Repair Workers, General	11,855	1,249	\$14.65/hr	-2.58%	1.08
First-Line Supervisors of Retail Sales Workers	11,355	1,389	\$15.69/hr	+6.53%	1.17
Elementary School Teachers, Except Special Education	11,232	1,091	\$22.21/hr	+5.23%	1.07
First-Line Supervisors of Production and Operating Workers	10,579	971	\$23.77/hr	-23.61%	1.62
Postsecondary Teachers	9,344	1,230	\$26.86/hr	+35.00%	0.89
Teacher Assistants	9,315	1,242	\$9.11/hr	+8.99%	0.98

Occupation	2001 Jobs	Annual Openings	Median Hourly Earnings	Growth (2001 - 2014)	Location Quotient (2001)
Licensed Practical and Licensed Vocational Nurses	9,206	1,030	\$17.65/hr	+24.70%	1.86
Secondary School Teachers, Except Special and Career/Technical Education	9,171	879	\$23.50/hr	+6.61%	1.20
Meat, Poultry, and Fish Cutters and Trimmers	8,436	1,167	\$11.23/hr	-18.94%	6.05
Construction Laborers	7,982	1,087	\$11.65/hr	-14.33%	1.04
Industrial Truck and Tractor Operators	7,681	865	\$13.85/hr	-20.86%	1.73
Inspectors, Testers, Sorters, Samplers, and Weighers	7,364	854	\$15.01/hr	-21.41%	1.41
Business Operations Specialists, All Other	7,164	893	\$30.51/hr	+23.05%	0.95
Cooks, Restaurant	7,080	1,432	\$9.98/hr	+33.18%	0.93
First-Line Supervisors of Food Preparation and Serving Workers	6,893	1,271	\$12.25/hr	+26.00%	1.17
Tellers	6,796	892	\$11.41/hr	-9.95%	1.45
Light Truck or Delivery Services Drivers	6,642	764	\$12.58/hr	-5.69%	0.89
Personal Care Aides	6,031	2,551	\$9.11/hr	+170.88%	0.79
Childcare Workers	5,967	1,185	\$9.08/hr	+15.40%	1.09
Accountants and Auditors	5,864	629	\$28.44/hr	+4.59%	0.60
Receptionists and Information Clerks	5,815	935	\$11.32/hr	+15.63%	0.81
Food Preparation Workers	5,805	1,144	\$9.04/hr	+14.49%	0.98
Shipping, Receiving, and Traffic Clerks	5,769	538	\$14.11/hr	-24.04%	0.91
Welders, Cutters, Solderers, and Brazers	5,727	681	\$16.97/hr	-20.13%	1.62
Security Guards	5,577	1,015	\$10.79/hr	+10.08%	0.69
Automotive Service Technicians and Mechanics	5,571	583	\$15.57/hr	-8.36%	0.98
Cooks, Fast Food	5,551	1,020	\$8.86/hr	+19.74%	1.52
Carpenters	5,352	640	\$16.40/hr	-19.77%	0.85
Middle School Teachers, Except Special and Career/Technical Education	5,340	509	\$22.84/hr	+4.25%	1.13
Cooks, Institution and Cafeteria	5,300	957	\$9.16/hr	+20.47%	1.75
Industrial Machinery Mechanics	5,020	498	\$21.75/hr	-5.14%	1.70
Electricians	5,001	750	\$19.85/hr	-0.60%	0.87
Bus Drivers, School or Special Client	4,861	769	\$8.95/hr	+17.32%	1.35
First-Line Supervisors of Construction Trades and Extraction Workers	4,854	635	\$23.70/hr	-7.42%	1.05

Occupation	2001 Jobs	Annual Openings	Median Hourly Earnings	Growth (2001 - 2014)	Location Quotient (2001)
Police and Sheriff's Patrol Officers	4,828	436	\$17.69/hr	+16.53%	0.89
First-Line Supervisors of Mechanics, Installers, and Repairers	4,774	457	\$26.29/hr	-3.23%	1.22
Correctional Officers and Jailers	4,618	509	\$15.96/hr	+12.58%	1.23
Landscaping and Groundskeeping Workers	4,366	742	\$11.05/hr	+20.02%	0.71
Cutting, Punching, and Press Machine Setters, Operators, and Tenders, Metal and Plastic	4,053	451	\$16.66/hr	-32.42%	1.74
Sales Representatives, Services, All Other	4,043	560	\$17.10/hr	-1.88%	0.50
Substitute Teachers	3,996	591	\$11.96/hr	+14.29%	0.86
Postal Service Mail Carriers	3,876	245	\$25.25/hr	-28.15%	1.00
Production, Planning, and Expediting Clerks	3,849	399	\$18.81/hr	-13.59%	1.30
Counter and Rental Clerks	3,665	511	\$9.89/hr	-7.72%	0.89
Operating Engineers and Other Construction Equipment Operators	3,518	528	\$16.15/hr	-7.76%	1.18
Billing and Posting Clerks	3,362	426	\$14.40/hr	+15.62%	0.95
Computer User Support Specialists	3,345	329	\$18.32/hr	+12.56%	0.72
Machinists	3,236	359	\$18.41/hr	-19.84%	0.90
Sewing Machine Operators	3,223	277	\$10.92/hr	-66.89%	1.26
Financial Managers	3,094	266	\$40.42/hr	+1.16%	0.68
Executive Secretaries and Executive Administrative Assistants	3,011	355	\$21.77/hr	-2.03%	0.55
Managers, All Other	2,976	284	\$45.10/hr	+17.14%	0.89
Home Health Aides	2,962	865	\$9.59/hr	+114.28%	0.77
Human Resources Specialists	2,947	332	\$23.33/hr	+1.22%	0.67
Slaughterers and Meat Packers	2,905	391	\$11.46/hr	-26.02%	4.02
Management Analysts	2,903	358	\$25.22/hr	+22.94%	0.62
Pharmacy Technicians	2,887	348	\$13.23/hr	+26.50%	0.98
Driver/Sales Workers	2,871	354	\$12.29/hr	+0.94%	0.88
Parts Salespersons	2,870	417	\$11.74/hr	+3.00%	1.41
Medical and Health Services Managers	2,798	315	\$35.40/hr	+23.16%	1.25
Dishwashers	2,793	555	\$8.94/hr	+18.15%	0.78
Lawyers	2,774	188	\$40.42/hr	+12.44%	0.55

Occupation	2001 Jobs	Annual Openings	Median Hourly Earnings	Growth (2001 - 2014)	Location Quotient (2001)
Medical Secretaries	2,769	395	\$13.51/hr	+20.19%	0.78
Plumbers, Pipefitters, and Steamfitters	2,769	404	\$17.97/hr	-0.40%	0.89
Network and Computer Systems Administrators	2,756	228	\$31.93/hr	+9.94%	0.91
Telecommunications Equipment Installers and Repairers, Except Line Installers	2,744	328	\$24.94/hr	-23.51%	0.91
Bus and Truck Mechanics and Diesel Engine Specialists	2,702	303	\$17.30/hr	+0.07%	1.35
Pharmacists	2,696	203	\$57.67/hr	+21.77%	1.15
Market Research Analysts and Marketing Specialists	2,666	338	\$28.50/hr	+15.27%	0.65
Social and Human Service Assistants	2,642	490	\$12.76/hr	+34.10%	1.09
Sales Managers	2,619	253	\$48.43/hr	-0.34%	0.82
Computer Programmers	2,526	283	\$33.67/hr	+27.28%	1.13
Chief Executives	2,520	215	\$41.13/hr	+3.61%	1.28
Sales Representatives, Wholesale and Manufacturing, Technical and Scientific Products	2,505	348	\$28.30/hr	+8.22%	0.89
Medical Assistants	2,492	350	\$13.63/hr	+18.10%	0.63
Electrical and Electronic Equipment Assemblers	2,469	270	\$14.37/hr	-52.69%	0.93
First-Line Supervisors of Transportation and Material-Moving Machine and Vehicle Operators	2,451	295	\$22.79/hr	-2.45%	1.50
Computer Systems Analysts	2,449	220	\$31.41/hr	+13.80%	0.61
Cabinetmakers and Bench Carpenters	2,430	244	\$14.47/hr	-47.45%	2.03
First-Line Supervisors of Non-Retail Sales Workers	2,397	265	\$30.32/hr	+4.59%	1.06
Heating, Air Conditioning, and Refrigeration Mechanics and Installers	2,382	335	\$17.26/hr	+8.27%	1.08
Preschool Teachers, Except Special Education	2,377	411	\$13.82/hr	+26.42%	0.87
Insurance Sales Agents	2,346	352	\$18.44/hr	+17.43%	0.81
Industrial Production Managers	2,338	157	\$41.27/hr	-27.20%	1.29
Industrial Engineers	2,325	152	\$36.19/hr	-32.77%	0.90
Multiple Machine Tool Setters, Operators, and Tenders, Metal and Plastic	2,280	262	\$17.08/hr	-27.54%	1.80
Training and Development Specialists	2,260	276	\$23.63/hr	+14.34%	1.09
Food Batchmakers	2,238	339	\$11.51/hr	-21.27%	1.76
Hotel, Motel, and Resort Desk Clerks	2,225	444	\$8.97/hr	+7.46%	1.10

Occupation	2001 Jobs	Annual Openings	Median Hourly Earnings	Growth (2001 - 2014)	Location Quotient (2001)
Loan Officers	2,220	240	\$27.31/hr	+4.55%	0.88
Education Administrators, Elementary and Secondary School	2,155	218	\$37.30/hr	+4.83%	1.18
Physicians and Surgeons, All Other	2,118	106	\$91.52/hr	+16.67%	0.90
Laundry and Dry-Cleaning Workers	2,103	303	\$9.20/hr	-12.74%	1.06
Highway Maintenance Workers	2,102	278	\$14.51/hr	+13.37%	1.71
Compliance Officers	2,045	210	\$23.85/hr	+13.94%	0.93
Sawing Machine Setters, Operators, and Tenders, Wood	2,038	257	\$13.39/hr	-39.25%	3.27
Purchasing Agents, Except Wholesale, Retail, and Farm Products	2,016	169	\$22.75/hr	-21.43%	0.74
Firefighters	2,006	187	\$16.32/hr	+16.70%	0.79
Woodworking Machine Setters, Operators, and Tenders, Except Sawing	1,990	201	\$11.84/hr	-50.25%	2.03
Printing Press Operators	1,977	263	\$15.93/hr	-25.19%	0.86
Software Developers, Applications	1,959	198	\$40.10/hr	+10.01%	0.35
Mixing and Blending Machine Setters, Operators, and Tenders	1,935	260	\$18.73/hr	-8.79%	1.47
Dental Assistants	1,901	316	\$15.26/hr	+34.14%	0.87
Wholesale and Retail Buyers, Except Farm Products	1,898	324	\$29.95/hr	+43.10%	2.14
Electrical Power-Line Installers and Repairers	1,881	269	\$32.24/hr	-13.77%	2.06
Mechanical Engineers	1,863	126	\$32.32/hr	-34.68%	0.71
Computer and Information Systems Managers	1,838	177	\$48.95/hr	+11.43%	0.69
Construction Managers	1,837	183	\$33.19/hr	-18.84%	0.81
Radiologic Technologists	1,758	142	\$22.38/hr	+12.86%	1.23
Administrative Services Managers	1,742	167	\$36.08/hr	+7.81%	0.83
Bartenders	1,741	375	\$9.04/hr	+20.22%	0.39
Loan Interviewers and Clerks	1,698	213	\$17.24/hr	+7.95%	0.94
Logging Equipment Operators	1,687	245	\$18.95/hr	-29.99%	5.27
Telemarketers	1,687	535	\$9.47/hr	+38.94%	0.96
First-Line Supervisors of Helpers, Laborers, and Material Movers, Hand	1,671	175	\$21.66/hr	-15.68%	1.10
Butchers and Meat Cutters	1,651	212	\$11.71/hr	-17.26%	1.51

Occupation	2001 Jobs	Annual Openings	Median Hourly Earnings	Growth (2001 - 2014)	Location Quotient (2001)
Structural Metal Fabricators and Fitters	1,642	195	\$15.75/hr	-23.39%	2.17
Graders and Sorters, Agricultural Products	1,634	241	\$10.96/hr	-17.07%	3.51
Educational, Guidance, School, and Vocational Counselors	1,613	228	\$25.95/hr	+16.12%	0.86
Bill and Account Collectors	1,596	259	\$14.84/hr	+12.22%	0.61
Water and Wastewater Treatment Plant and System Operators	1,595	197	\$15.94/hr	+15.92%	1.70
Counter Attendants, Cafeteria, Food Concession, and Coffee Shop	1,586	394	\$9.04/hr	+11.35%	0.46
Telecommunications Line Installers and Repairers	1,510	190	\$28.74/hr	-31.92%	1.24
Office and Administrative Support Workers, All Other	1,509	207	\$14.22/hr	+16.90%	0.88
Kindergarten Teachers, Except Special Education	1,503	189	\$21.96/hr	+6.79%	1.35
Hosts and Hostesses, Restaurant, Lounge, and Coffee Shop	1,501	435	\$8.93/hr	+24.98%	0.57
Computer-Controlled Machine Tool Operators, Metal and Plastic	1,486	161	\$17.51/hr	-24.02%	1.10
Painters, Construction and Maintenance	1,482	195	\$15.91/hr	-20.85%	0.74
Emergency Medical Technicians and Paramedics	1,473	240	\$12.78/hr	+31.43%	0.93
Recreation Workers	1,467	311	\$9.30/hr	+21.34%	0.59
Securities, Commodities, and Financial Services Sales Agents	1,458	164	\$25.12/hr	-3.29%	0.45
Eligibility Interviewers, Government Programs	1,448	169	\$14.72/hr	+14.78%	1.25
Graphic Designers	1,447	147	\$17.11/hr	-20.04%	0.71
Medical Records and Health Information Technicians	1,443	137	\$14.85/hr	+24.05%	1.07
Dining Room and Cafeteria Attendants and Bartender Helpers	1,415	292	\$8.91/hr	+14.91%	0.50
Payroll and Timekeeping Clerks	1,412	162	\$16.71/hr	+2.69%	1.03
Extruding and Drawing Machine Setters, Operators, and Tenders, Metal and Plastic	1,409	169	\$18.15/hr	-24.56%	1.59
Cost Estimators	1,409	153	\$25.79/hr	-18.45%	0.72
Food Servers, Nonrestaurant	1,379	263	\$9.00/hr	+19.94%	0.76
Child, Family, and School Social Workers	1,348	189	\$15.98/hr	+13.50%	0.61
First-Line Supervisors of Housekeeping and Janitorial Workers	1,345	209	\$14.15/hr	+24.16%	1.11
Postal Service Clerks	1,331	101	\$19.60/hr	-24.04%	1.39

Occupation	2001 Jobs	Annual Openings	Median Hourly Earnings	Growth (2001 - 2014)	Location Quotient (2001)
Fitness Trainers and Aerobics Instructors	1,329	242	\$13.22/hr	-12.11%	0.74
Sheet Metal Workers	1,326	166	\$17.36/hr	-12.07%	1.19
Computer Network Support Specialists	1,321	121	\$22.15/hr	+3.86%	0.78
Advertising Sales Agents	1,312	179	\$19.04/hr	-23.09%	0.88
Paralegals and Legal Assistants	1,310	184	\$17.56/hr	+14.58%	0.59
Automotive Body and Related Repairers	1,305	149	\$17.00/hr	-7.13%	1.07
Instructional Coordinators	1,304	162	\$26.96/hr	+18.79%	1.25
Software Developers, Systems Software	1,299	103	\$33.52/hr	-10.85%	0.38
Civil Engineers	1,288	137	\$35.74/hr	+5.98%	0.56
Claims Adjusters, Examiners, and Investigators	1,255	150	\$30.29/hr	+11.71%	0.55
Chemical Equipment Operators and Tenders	1,248	184	\$22.37/hr	-14.10%	1.56
Property, Real Estate, and Community Association Managers	1,247	151	\$16.82/hr	+19.81%	0.93
Coaches and Scouts	1,246	221	\$19.19/hr	+15.01%	0.81
Physical Therapists	1,242	143	\$37.92/hr	+48.63%	1.03
Speech-Language Pathologists	1,238	134	\$30.50/hr	+43.46%	1.43
Logisticians	1,233	159	\$27.60/hr	+12.41%	1.01
Tire Repairers and Changers	1,221	179	\$10.98/hr	+2.38%	1.41
Electrical Engineers	1,220	90	\$38.31/hr	-24.02%	0.71
Order Clerks	1,204	139	\$14.21/hr	-16.11%	0.75
Human Resources Assistants, Except Payroll and Timekeeping	1,193	156	\$17.07/hr	+9.72%	1.02
Hairdressers, Hairstylists, and Cosmetologists	1,189	243	\$10.16/hr	+29.94%	0.49
Cement Masons and Concrete Finishers	1,182	200	\$16.24/hr	-8.29%	0.79
Information Security Analysts	1,178	114	\$39.08/hr	+21.48%	1.69
Special Education Teachers, Secondary School	1,169	115	\$24.32/hr	+8.81%	1.15
Transportation, Storage, and Distribution Managers	1,159	110	\$44.65/hr	+1.47%	1.31
Data Entry Keyers	1,158	165	\$13.18/hr	+5.70%	0.71
First-Line Supervisors of Police and Detectives	1,157	102	\$24.43/hr	+19.10%	1.38
Librarians	1,147	136	\$25.09/hr	+11.42%	1.16
Maintenance Workers, Machinery	1,128	114	\$19.99/hr	-20.66%	1.27

Occupation	2001 Jobs	Annual Openings	Median Hourly Earnings	Growth (2001 - 2014)	Location Quotient (2001)
Nonfarm Animal Caretakers	1,117	224	\$9.21/hr	+13.88%	0.87
Medical and Clinical Laboratory Technicians	1,111	107	\$16.34/hr	+14.76%	1.05
Financial Analysts	1,104	108	\$30.70/hr	-4.35%	0.48
Helpers--Installation, Maintenance, and Repair Workers	1,098	156	\$11.42/hr	-3.01%	1.13
Dental Hygienists	1,078	114	\$32.29/hr	+29.59%	0.77
Legal Secretaries	1,076	146	\$15.38/hr	+5.11%	0.63
Family and General Practitioners	1,074	64	\$98.71/hr	+19.46%	1.21
Mobile Heavy Equipment Mechanics, Except Engines	1,073	129	\$19.09/hr	-5.59%	1.02
Taxi Drivers and Chauffeurs	1,072	194	\$9.89/hr	+44.31%	0.81
Bakers	1,072	171	\$10.28/hr	-5.04%	0.79
Nurse Practitioners	1,072	100	\$43.36/hr	+36.01%	1.22
Marketing Managers	1,066	116	\$57.30/hr	+9.29%	0.63
Insurance Claims and Policy Processing Clerks	1,064	137	\$15.53/hr	+5.92%	0.50
Special Education Teachers, Kindergarten and Elementary School	1,051	100	\$22.96/hr	+2.85%	0.72
Computer Network Architects	1,051	109	\$41.60/hr	+22.74%	0.79
Farmers, Ranchers, and Other Agricultural Managers	1,046	112	\$32.83/hr	-10.33%	1.65
Food Cooking Machine Operators and Tenders	1,040	159	\$14.55/hr	-14.71%	3.41
Career/Technical Education Teachers, Secondary School	1,029	96	\$25.00/hr	+6.71%	1.59
Food Service Managers	1,028	145	\$21.08/hr	+21.89%	0.78
Welding, Soldering, and Brazing Machine Setters, Operators, and Tenders	1,025	139	\$15.40/hr	-17.95%	1.87
Paving, Surfacing, and Tamping Equipment Operators	1,022	143	\$15.94/hr	-7.24%	2.33
Architectural and Engineering Managers	1,006	75	\$52.61/hr	-26.04%	0.61
Interviewers, Except Eligibility and Loan	1,002	165	\$12.95/hr	+18.46%	0.76
Healthcare Social Workers	1,000	149	\$19.84/hr	+30.30%	0.99
Social and Community Service Managers	977	145	\$24.11/hr	+34.49%	1.17
Editors	968	91	\$20.50/hr	-45.97%	0.83
Painters, Transportation Equipment	964	137	\$17.01/hr	-8.82%	2.02
Teachers and Instructors, All Other	950	148	\$22.14/hr	+13.68%	0.50

Occupation	2001 Jobs	Annual Openings	Median Hourly Earnings	Growth (2001 - 2014)	Location Quotient (2001)
Electrical and Electronics Engineering Technicians	941	83	\$29.29/hr	-31.67%	0.66
Installation, Maintenance, and Repair Workers, All Other	930	100	\$18.84/hr	-3.66%	0.75
Structural Iron and Steel Workers	922	140	\$20.06/hr	-8.79%	1.43
Medical and Clinical Laboratory Technologists	917	83	\$24.75/hr	+10.69%	0.80
Education Administrators, Postsecondary	906	120	\$38.84/hr	+33.44%	0.95
First-Line Supervisors of Personal Service Workers	904	134	\$14.20/hr	+30.75%	0.71
Postal Service Mail Sorters, Processors, and Processing Machine Operators	900	54	\$27.30/hr	-39.56%	0.66
Pest Control Workers	892	176	\$13.95/hr	+4.37%	1.80
Human Resources Managers	890	86	\$38.51/hr	+6.52%	0.84
Tool and Die Makers	889	86	\$22.04/hr	-41.62%	1.00
Court, Municipal, and License Clerks	887	100	\$13.44/hr	+13.87%	0.82
Grinding, Lapping, Polishing, and Buffing Machine Tool Setters, Operators, and Tenders, Metal and Plastic	887	100	\$16.29/hr	-29.65%	0.99
Legislators	886	87	\$8.91/hr	+14.11%	1.86
Surgical Technologists	883	98	\$18.88/hr	+14.27%	1.25
Weighers, Measurers, Checkers, and Samplers, Recordkeeping	878	102	\$11.63/hr	-15.03%	1.37
Real Estate Sales Agents	874	131	\$14.04/hr	+12.36%	0.73
Computer Occupations, All Other	868	71	\$36.09/hr	-4.49%	0.42
Public Relations Specialists	861	107	\$21.46/hr	+8.94%	0.50
Upholsterers	849	80	\$13.20/hr	-53.95%	1.90
Information and Record Clerks, All Other	837	113	\$18.78/hr	+9.20%	0.67
First-Line Supervisors of Landscaping, Lawn Service, and Groundskeeping Workers	826	127	\$17.62/hr	+28.69%	1.21
Aircraft Mechanics and Service Technicians	820	85	\$23.76/hr	-23.17%	0.76
Respiratory Therapists	817	60	\$22.79/hr	+4.77%	0.91
Mail Clerks and Mail Machine Operators, Except Postal Service	811	115	\$12.98/hr	-5.43%	0.86
Probation Officers and Correctional Treatment Specialists	788	91	\$17.45/hr	+16.24%	1.03
Farm Equipment Mechanics and Service Technicians	785	111	\$15.95/hr	-0.38%	2.59

Occupation	2001 Jobs	Annual Openings	Median Hourly Earnings	Growth (2001 - 2014)	Location Quotient (2001)
Personal Financial Advisors	778	86	\$35.26/hr	+14.40%	0.53
Psychiatric Technicians	774	112	\$11.56/hr	+37.98%	1.56
Switchboard Operators, Including Answering Service	766	131	\$12.23/hr	-3.00%	0.89
Health Technologists and Technicians, All Other	746	74	\$17.33/hr	+20.64%	1.04
Occupational Therapists	721	80	\$37.82/hr	+40.64%	1.02
Phlebotomists	716	110	\$13.21/hr	+21.51%	0.95
Drywall and Ceiling Tile Installers	713	104	\$14.57/hr	-30.29%	0.67
Commercial Pilots	697	111	\$34.01/hr	+0.43%	2.24
Computer Operators	690	95	\$17.52/hr	+20.14%	1.64
Engineers, All Other	686	53	\$29.22/hr	-13.70%	0.65
Procurement Clerks	686	80	\$19.89/hr	-2.33%	1.08
Cargo and Freight Agents	668	98	\$19.67/hr	+10.48%	0.96
Coil Winders, Tapers, and Finishers	667	91	\$18.60/hr	-25.34%	3.83
File Clerks	666	94	\$11.86/hr	+1.50%	0.60
Demonstrators and Product Promoters	663	209	\$13.58/hr	+104.98%	0.99
Mental Health and Substance Abuse Social Workers	652	113	\$18.52/hr	+28.53%	0.88
Mental Health Counselors	649	109	\$24.85/hr	+18.49%	0.75
Electronics Engineers, Except Computer	639	45	\$34.28/hr	-39.12%	0.44
Electrical and Electronics Repairers, Commercial and Industrial Equipment	639	62	\$21.21/hr	-15.18%	0.98
Database Administrators	639	57	\$34.65/hr	+14.24%	0.72
Industrial Engineering Technicians	627	55	\$21.56/hr	-34.45%	0.93
Pressers, Textile, Garment, and Related Materials	624	77	\$9.22/hr	-32.21%	1.15
Brickmasons and Blockmasons	619	105	\$18.99/hr	-21.65%	0.81
First-Line Supervisors of Fire Fighting and Prevention Workers	618	60	\$25.34/hr	+22.65%	1.34
Physical Therapist Assistants	604	144	\$27.35/hr	+61.09%	1.34
Special Education Teachers, Middle School	604	56	\$23.84/hr	+1.99%	0.87
Occupational Health and Safety Specialists	604	41	\$27.95/hr	-1.32%	0.95
Purchasing Managers	602	54	\$45.85/hr	-6.81%	0.93
Labor Relations Specialists	597	79	\$24.21/hr	-18.76%	0.74

Occupation	2001 Jobs	Annual Openings	Median Hourly Earnings	Growth (2001 - 2014)	Location Quotient (2001)
Sales and Related Workers, All Other	594	95	\$18.61/hr	+10.44%	0.93
Cooks, Short Order	594	93	\$9.19/hr	+2.53%	0.43
Residential Advisors	592	161	\$11.40/hr	+39.70%	0.81
Floral Designers	589	57	\$10.94/hr	-44.14%	0.95
Chefs and Head Cooks	587	95	\$17.44/hr	+21.12%	0.66
Psychiatric Aides	587	91	\$10.64/hr	+12.27%	1.05
Computer, Automated Teller, and Office Machine Repairers	579	88	\$14.96/hr	+12.95%	0.60
Compensation, Benefits, and Job Analysis Specialists	574	67	\$19.41/hr	+18.99%	0.85
Substance Abuse and Behavioral Disorder Counselors	572	91	\$16.13/hr	+13.29%	1.00
Title Examiners, Abstractors, and Searchers	569	67	\$15.02/hr	+10.19%	1.24
Construction and Building Inspectors	544	78	\$21.27/hr	+14.71%	0.72
Electromechanical Equipment Assemblers	544	54	\$14.09/hr	-69.12%	0.99
Self-Enrichment Education Teachers	543	105	\$14.57/hr	+23.02%	0.43
Architectural and Civil Drafters	542	70	\$21.53/hr	-10.89%	0.61
Aircraft Structure, Surfaces, Rigging, and Systems Assemblers	542	71	\$20.60/hr	-26.20%	1.46
Surveyors	540	61	\$20.03/hr	+2.78%	1.42
Merchandise Displayers and Window Trimmers	536	65	\$13.80/hr	+3.73%	0.54
Photographers	533	53	\$14.38/hr	-35.65%	1.01
Web Developers	532	55	\$25.87/hr	+15.41%	0.61
Veterinary Assistants and Laboratory Animal Caretakers	532	133	\$10.08/hr	+39.85%	1.12
Protective Service Workers, All Other	532	149	\$12.90/hr	+9.96%	0.54
Engineering Technicians, Except Drafters, All Other	530	53	\$27.39/hr	-7.92%	0.82
Roofers	530	101	\$14.58/hr	+21.89%	0.54
Dentists, General	529	36	\$79.82/hr	+31.00%	0.76
Agricultural and Food Science Technicians	523	65	\$17.67/hr	+5.16%	2.90
Millwrights	521	64	\$19.07/hr	-6.72%	1.49
Library Assistants, Clerical	521	91	\$9.83/hr	+14.59%	0.69
Lathe and Turning Machine Tool Setters, Operators, and Tenders, Metal and Plastic	519	58	\$15.27/hr	-26.59%	1.30

Occupation	2001 Jobs	Annual Openings	Median Hourly Earnings	Growth (2001 - 2014)	Location Quotient (2001)
Mechanical Drafters	518	43	\$22.93/hr	-38.42%	0.81
Dental Laboratory Technicians	517	77	\$16.82/hr	-20.31%	1.70
Petroleum Pump System Operators, Refinery Operators, and Gaugers	516	101	\$28.09/hr	+24.61%	1.47
Reporters and Correspondents	515	54	\$12.52/hr	-37.28%	0.96
Credit Analysts	511	54	\$24.55/hr	+4.50%	0.84
Shoe Machine Operators and Tenders	510	88	\$11.77/hr	-53.33%	8.58
Social Workers, All Other	510	68	\$17.02/hr	+17.65%	1.06
Architects, Except Landscape and Naval	507	70	\$32.32/hr	+0.79%	0.58
Chemical Technicians	503	76	\$17.76/hr	+18.29%	0.86
New Accounts Clerks	499	60	\$14.22/hr	-8.42%	1.30
Security and Fire Alarm Systems Installers	497	85	\$15.21/hr	+10.87%	0.97
Lifeguards, Ski Patrol, and Other Recreational Protective Service Workers	496	128	\$9.00/hr	-1.01%	0.44
Conveyor Operators and Tenders	495	72	\$16.27/hr	-17.17%	1.83
Tax Preparers	480	95	\$11.58/hr	+27.50%	0.81
Cardiovascular Technologists and Technicians	480	40	\$18.99/hr	+15.42%	1.38
Heat Treating Equipment Setters, Operators, and Tenders, Metal and Plastic	478	65	\$15.86/hr	-14.02%	2.02
Excavating and Loading Machine and Dragline Operators	478	73	\$15.63/hr	-14.44%	1.11
Tax Examiners and Collectors, and Revenue Agents	476	48	\$24.32/hr	+13.66%	0.90
Crane and Tower Operators	469	67	\$19.88/hr	-1.07%	1.19
Detectives and Criminal Investigators	460	40	\$20.61/hr	+10.00%	0.53
Special Education Teachers, Preschool	460	53	\$15.97/hr	+28.70%	2.31
Operations Research Analysts	456	41	\$27.07/hr	+19.74%	0.61
Adult Basic and Secondary Education and Literacy Teachers and Instructors	455	68	\$24.08/hr	+16.92%	1.11
Radio and Television Announcers	454	58	\$10.70/hr	-28.19%	1.43
Physician Assistants	444	40	\$35.81/hr	+26.13%	0.70
Clinical, Counseling, and School Psychologists	443	42	\$28.54/hr	+8.80%	0.59

Occupation	2001 Jobs	Annual Openings	Median Hourly Earnings	Growth (2001 - 2014)	Location Quotient (2001)
Appraisers and Assessors of Real Estate	443	49	\$19.58/hr	+30.02%	1.00
Reservation and Transportation Ticket Agents and Travel Clerks	441	57	\$13.45/hr	-22.68%	0.29
Rehabilitation Counselors	439	73	\$16.92/hr	+7.06%	0.60
Financial Specialists, All Other	438	43	\$20.10/hr	-2.51%	0.44
First-Line Supervisors of Protective Service Workers, All Other	438	64	\$19.35/hr	+19.18%	0.81
Bus Drivers, Transit and Intercity	437	68	\$14.00/hr	-8.92%	0.31
Medical Transcriptionists	437	73	\$14.85/hr	+16.02%	1.07
Pipelayers	434	77	\$14.99/hr	-1.38%	1.41
Rolling Machine Setters, Operators, and Tenders, Metal and Plastic	429	56	\$19.43/hr	-13.99%	1.21
Environmental Scientists and Specialists, Including Health	423	57	\$26.98/hr	+22.22%	0.69
Helpers--Pipefitters, Plumbers, Pipefitters, and Steamfitters	411	80	\$10.55/hr	+0.97%	1.04
Furniture Finishers	408	37	\$12.75/hr	-50.25%	1.91
Veterinarians	408	45	\$31.32/hr	+39.95%	1.01
Healthcare Support Workers, All Other	403	62	\$17.77/hr	+13.15%	0.61
Roustabouts, Oil and Gas	399	141	\$16.94/hr	+54.39%	1.25
Morticians, Undertakers, and Funeral Directors	398	63	\$18.94/hr	-8.04%	1.80
Diagnostic Medical Sonographers	396	33	\$29.36/hr	+17.93%	0.97
Coin, Vending, and Amusement Machine Servicers and Repairers	392	49	\$13.11/hr	-34.44%	1.10
Budget Analysts	391	39	\$27.80/hr	+16.88%	0.87
Chemists	391	49	\$34.99/hr	+3.32%	0.53
Dietitians and Nutritionists	379	35	\$25.89/hr	+20.84%	0.92
Fiberglass Laminators and Fabricators	375	60	\$13.44/hr	-9.87%	1.97
Healthcare Practitioners and Technical Workers, All Other	375	32	\$21.13/hr	+26.40%	1.48
Glaziers	369	70	\$16.78/hr	+4.61%	0.84
Education Administrators, Preschool and Childcare Center/Program	368	57	\$21.02/hr	+33.70%	1.08
Life, Physical, and Social Science Technicians, All Other	368	56	\$22.67/hr	+13.04%	0.72
Producers and Directors	367	43	\$21.35/hr	-10.08%	0.41

Occupation	2001 Jobs	Annual Openings	Median Hourly Earnings	Growth (2001 - 2014)	Location Quotient (2001)
Plating and Coating Machine Setters, Operators, and Tenders, Metal and Plastic	364	49	\$14.83/hr	-34.89%	0.84
Meeting, Convention, and Event Planners	363	56	\$17.20/hr	+16.53%	0.53
Service Unit Operators, Oil, Gas, and Mining	361	155	\$24.21/hr	+108.86%	1.29
Pharmacy Aides	360	73	\$9.35/hr	+34.44%	1.23
Funeral Attendants	358	66	\$9.24/hr	-14.25%	1.11
Prepress Technicians and Workers	357	52	\$16.57/hr	-30.81%	0.73
Engine and Other Machine Assemblers	357	42	\$11.11/hr	-40.34%	0.92
Library Technicians	357	57	\$11.80/hr	+11.48%	0.50
Stationary Engineers and Boiler Operators	354	42	\$23.95/hr	-12.15%	1.15
Mechanical Engineering Technicians	354	33	\$22.00/hr	-27.40%	0.83
Medical Equipment Repairers	351	51	\$15.72/hr	+20.51%	0.96
Administrative Law Judges, Adjudicators, and Hearing Officers	349	24	\$9.33/hr	+12.03%	2.63
Control and Valve Installers and Repairers, Except Mechanical Door	341	39	\$22.96/hr	+4.40%	0.87
Insulation Workers, Floor, Ceiling, and Wall	337	58	\$16.09/hr	-18.10%	1.07
Opticians, Dispensing	337	46	\$16.40/hr	+35.01%	0.72
Surgeons	335	19	\$94.95/hr	+22.69%	1.21
Agricultural Inspectors	335	56	\$21.18/hr	+12.84%	2.47
Word Processors and Typists	333	44	\$16.97/hr	+0.30%	0.50
Textile Knitting and Weaving Machine Setters, Operators, and Tenders	332	39	\$13.83/hr	-60.24%	0.57
Surveying and Mapping Technicians	331	49	\$16.80/hr	-0.91%	0.69
Community and Social Service Specialists, All Other	330	55	\$12.60/hr	+14.55%	0.48
First-Line Supervisors of Correctional Officers	330	32	\$22.29/hr	+14.24%	0.86
Chemical Plant and System Operators	328	43	\$26.00/hr	-32.93%	0.93
Respiratory Therapy Technicians	324	35	\$20.97/hr	+5.56%	3.55
Sales Engineers	318	33	\$44.24/hr	-25.16%	0.46
Computer Hardware Engineers	310	23	\$33.11/hr	-30.32%	0.42
Flight Attendants	309	24	\$32.25/hr	-68.28%	0.24
Textile Cutting Machine Setters, Operators, and Tenders	302	33	\$9.89/hr	-67.55%	1.09

Occupation	2001 Jobs	Annual Openings	Median Hourly Earnings	Growth (2001 - 2014)	Location Quotient (2001)
Travel Agents	300	46	\$15.27/hr	-47.00%	0.31
Magnetic Resonance Imaging Technologists	297	24	\$25.12/hr	+13.80%	1.21
Metal Workers and Plastic Workers, All Other	293	34	\$14.66/hr	-31.06%	1.17
Insurance Underwriters	293	28	\$24.60/hr	-17.41%	0.32
Legal Support Workers, All Other	287	30	\$19.51/hr	+11.15%	0.79
Commercial and Industrial Designers	284	27	\$34.36/hr	-38.73%	0.89
Judges, Magistrate Judges, and Magistrates	284	20	\$68.05/hr	+14.44%	1.14
Helpers--Electricians	283	56	\$10.63/hr	+5.65%	0.42
Helpers--Carpenters	281	51	\$10.69/hr	-14.23%	0.87
Office Machine Operators, Except Computer	279	43	\$11.54/hr	-3.23%	0.50
Psychiatrists	278	22	\$34.29/hr	+30.58%	1.56
Log Graders and Scalers	277	41	\$17.99/hr	-27.44%	7.64
Conservation Scientists	276	34	\$14.98/hr	+10.87%	1.66
Aerospace Engineers	276	25	\$30.99/hr	-33.70%	0.45
Internists, General	276	15	\$118.00/hr	+18.12%	0.87
Veterinary Technologists and Technicians	276	41	\$12.72/hr	+25.36%	0.51
Helpers, Construction Trades, All Other	276	49	\$14.50/hr	-0.72%	1.44
Helpers--Brickmasons, Blockmasons, Stonemasons, and Tile and Marble Setters	274	62	\$12.04/hr	-16.06%	0.98
Natural Sciences Managers	271	33	\$41.26/hr	+23.99%	0.66
Public Relations and Fundraising Managers	269	32	\$34.63/hr	+22.30%	0.57
Tree Trimmers and Pruners	268	48	\$12.18/hr	+20.90%	1.04
Airline Pilots, Copilots, and Flight Engineers	268	22	\$49.24/hr	-54.48%	0.29
Ophthalmic Laboratory Technicians	265	47	\$13.97/hr	+17.74%	1.12
Forest and Conservation Technicians	264	37	\$21.17/hr	-1.14%	1.01
Community Health Workers	264	46	\$16.33/hr	+23.11%	0.78
Postmasters and Mail Superintendents	261	17	\$35.75/hr	-25.67%	1.53
Nurse Anesthetists	254	20	\$72.83/hr	+21.65%	0.96
Pesticide Handlers, Sprayers, and Applicators, Vegetation	253	38	\$13.49/hr	-1.98%	1.40
Clergy	252	41	\$19.07/hr	+18.25%	0.73

Occupation	2001 Jobs	Annual Openings	Median Hourly Earnings	Growth (2001 - 2014)	Location Quotient (2001)
Biological Technicians	252	34	\$18.61/hr	+9.52%	0.47
Education, Training, and Library Workers, All Other	252	29	\$19.62/hr	+1.59%	0.36
Outdoor Power Equipment and Other Small Engine Mechanics	251	43	\$14.06/hr	+31.47%	0.96
Interior Designers	249	34	\$18.54/hr	-4.82%	0.52
Fallers	248	36	\$17.48/hr	-34.68%	4.06
Health and Safety Engineers, Except Mining Safety Engineers and Inspectors	242	21	\$32.93/hr	-11.16%	1.11
Training and Development Managers	242	31	\$33.81/hr	+23.55%	0.99
Tool Grinders, Filers, and Sharpeners	241	33	\$18.01/hr	-23.24%	2.19
Audio and Video Equipment Technicians	240	33	\$15.15/hr	+8.75%	0.45
Motor Vehicle Operators, All Other	238	49	\$12.22/hr	+9.24%	0.56
Technical Writers	238	26	\$23.15/hr	-11.76%	0.60
Radiation Therapists	236	20	\$31.43/hr	+22.88%	2.00
Lodging Managers	236	36	\$25.08/hr	+16.10%	0.84
Health Educators	235	36	\$18.47/hr	+13.62%	0.59
Biological Scientists, All Other	235	28	\$34.18/hr	+9.36%	0.90
Food and Tobacco Roasting, Baking, and Drying Machine Operators and Tenders	233	30	\$11.66/hr	-28.33%	1.24
Gas Plant Operators	231	39	\$30.50/hr	-11.69%	1.51
Painting, Coating, and Decorating Workers	228	23	\$15.64/hr	-37.28%	1.36
Foresters	227	23	\$26.69/hr	-6.61%	2.91
Civil Engineering Technicians	226	25	\$22.83/hr	+3.54%	0.38
Special Education Teachers, All Other	221	22	\$20.15/hr	+2.71%	0.74
Power Plant Operators	221	36	\$36.12/hr	+28.05%	0.40
Medical Equipment Preparers	220	33	\$14.45/hr	+0.91%	0.61
Helpers--Painters, Paperhangers, Plasterers, and Stucco Masons	220	44	\$11.34/hr	-12.73%	2.12
Textile, Apparel, and Furnishings Workers, All Other	220	26	\$12.64/hr	-39.09%	1.04
Chiropractors	219	26	\$16.59/hr	+36.99%	1.03
Electric Motor, Power Tool, and Related Repairers	218	30	\$16.55/hr	+13.76%	1.48

Occupation	2001 Jobs	Annual Openings	Median Hourly Earnings	Growth (2001 - 2014)	Location Quotient (2001)
Forging Machine Setters, Operators, and Tenders, Metal and Plastic	211	27	\$16.49/hr	-34.12%	0.91
Social Science Research Assistants	211	38	\$22.72/hr	+22.27%	0.89
Milling and Planing Machine Setters, Operators, and Tenders, Metal and Plastic	211	23	\$16.59/hr	-29.86%	1.02
Forest and Conservation Workers	211	48	\$11.77/hr	+0.95%	2.16
Massage Therapists	207	35	\$18.72/hr	+29.47%	0.40
Power Distributors and Dispatchers	207	28	\$38.36/hr	+21.26%	2.07
Medical Scientists, Except Epidemiologists	206	25	\$45.23/hr	0.00%	0.28
Home Appliance Repairers	205	26	\$14.42/hr	-9.76%	0.63
Physical Therapist Aides	205	44	\$12.83/hr	+45.85%	0.79
Environmental Engineers	204	21	\$43.98/hr	+15.69%	0.53
Financial Examiners	203	19	\$36.51/hr	+1.48%	0.50
Computer Numerically Controlled Machine Tool Programmers, Metal and Plastic	202	22	\$20.95/hr	-25.74%	0.86
Continuous Mining Machine Operators	201	45	\$16.76/hr	+4.48%	1.62
Optometrists	200	23	\$45.70/hr	+56.00%	0.88
Tailors, Dressmakers, and Custom Sewers	199	24	\$9.48/hr	-31.16%	0.85
Shoe and Leather Workers and Repairers	199	29	\$13.04/hr	-54.77%	1.78
Electronic Home Entertainment Equipment Installers and Repairers	196	32	\$14.63/hr	+8.16%	0.79
Jewelers and Precious Stone and Metal Workers	191	27	\$26.11/hr	-14.14%	0.58
Transportation Workers, All Other	191	30	\$11.71/hr	-7.33%	0.58
Electrical and Electronics Drafters	190	19	\$26.48/hr	-20.53%	0.75
Ophthalmic Medical Technicians	188	24	\$12.60/hr	+27.66%	0.66
Animal Trainers	187	31	\$11.07/hr	+1.60%	1.48
Court Reporters	183	23	\$21.31/hr	+15.30%	1.15
Materials Engineers	182	15	\$44.83/hr	-22.53%	0.67
Chemical Engineers	182	20	\$36.96/hr	-12.64%	0.61
Orderlies	181	25	\$10.89/hr	-1.66%	0.48
Brokerage Clerks	180	23	\$18.18/hr	-5.56%	0.32
Occupational Health and Safety Technicians	180	14	\$20.66/hr	+8.89%	1.38

Occupation	2001 Jobs	Annual Openings	Median Hourly Earnings	Growth (2001 - 2014)	Location Quotient (2001)
Education Administrators, All Other	179	22	\$35.80/hr	+29.05%	0.77
Carpet Installers	179	29	\$10.60/hr	-1.68%	0.73
Writers and Authors	178	19	\$19.66/hr	-14.61%	0.47
Drilling and Boring Machine Tool Setters, Operators, and Tenders, Metal and Plastic	178	20	\$15.75/hr	-29.78%	1.23
Crossing Guards	175	36	\$9.03/hr	-15.43%	0.30
Hazardous Materials Removal Workers	174	47	\$13.33/hr	+40.80%	0.57
Fence Erectors	171	32	\$11.77/hr	-0.58%	1.01
Nuclear Medicine Technologists	170	13	\$33.09/hr	+6.47%	1.16
Private Detectives and Investigators	170	29	\$10.79/hr	+32.35%	0.80
Occupational Therapy Assistants	167	39	\$31.81/hr	+64.67%	0.83
Credit Authorizers, Checkers, and Clerks	167	22	\$14.43/hr	-2.40%	0.49
Farm and Home Management Advisors	166	26	\$25.31/hr	+39.16%	2.77
Extruding and Forming Machine Setters, Operators, and Tenders, Synthetic and Glass Fibers	160	21	\$14.18/hr	-40.63%	0.58
Manicurists and Pedicurists	157	27	\$9.54/hr	+8.28%	0.29
Food Scientists and Technologists	156	19	\$34.92/hr	-4.49%	1.33
Interpreters and Translators	155	24	\$15.37/hr	+27.10%	0.54
Environmental Science and Protection Technicians, Including Health	155	28	\$16.62/hr	+25.81%	0.67
Statisticians	154	18	\$26.27/hr	+34.42%	0.72
Broadcast Technicians	153	18	\$18.10/hr	-26.80%	0.50
Semiconductor Processors	153	23	\$18.44/hr	-34.64%	0.42
Dietetic Technicians	151	17	\$12.35/hr	+15.23%	0.65
Construction and Related Workers, All Other	149	20	\$16.19/hr	-8.05%	0.53
Helpers--Roofers	148	36	\$11.02/hr	+25.00%	1.74
Art Directors	148	14	\$28.91/hr	-30.41%	0.47
Boilermakers	148	20	\$20.64/hr	-18.24%	1.10
Insulation Workers, Mechanical	147	28	\$17.08/hr	+4.08%	0.74
Automotive Glass Installers and Repairers	146	18	\$14.41/hr	-13.01%	0.94
Nuclear Engineers	143	13	\$29.32/hr	-13.99%	0.97

Occupation	2001 Jobs	Annual Openings	Median Hourly Earnings	Growth (2001 - 2014)	Location Quotient (2001)
Funeral Service Managers	143	15	\$29.56/hr	-9.09%	1.90
Rail Car Repairers	140	28	\$26.87/hr	+12.14%	1.95
Embalmers	140	26	\$22.06/hr	-12.86%	4.01
Electrical and Electronics Repairers, Powerhouse, Substation, and Relay	139	17	\$35.41/hr	-10.07%	0.65
Animal Control Workers	138	20	\$13.43/hr	+15.22%	1.37
Motorboat Mechanics and Service Technicians	137	25	\$16.47/hr	+18.98%	0.82
Health Diagnosing and Treating Practitioners, All Other	137	11	\$29.19/hr	+13.87%	0.55
Microbiologists	136	16	\$35.27/hr	+13.24%	0.83
Drafters, All Other	136	13	\$19.24/hr	-22.79%	0.94
Zoologists and Wildlife Biologists	136	16	\$23.82/hr	+13.97%	0.96
Obstetricians and Gynecologists	135	8	\$90.00/hr	+25.19%	1.04
Advertising and Promotions Managers	135	18	\$44.75/hr	+2.96%	0.56
Fashion Designers	133	11	\$21.02/hr	-68.42%	0.63
Real Estate Brokers	130	19	\$21.70/hr	-3.08%	0.40
Woodworkers, All Other	129	14	\$13.53/hr	-46.51%	1.63
Avionics Technicians	128	15	\$23.80/hr	-13.28%	0.90
Recreational Vehicle Service Technicians	128	24	\$17.03/hr	+3.13%	1.18
Forest Fire Inspectors and Prevention Specialists	127	19	\$16.33/hr	+22.05%	7.92
Plasterers and Stucco Masons	125	18	\$15.02/hr	-36.00%	0.47
Telephone Operators	124	20	\$22.14/hr	-14.52%	1.20
Counselors, All Other	124	18	\$17.10/hr	+18.55%	0.60
Fabric and Apparel Patternmakers	123	9	\$18.85/hr	-78.86%	1.21
Sewers, Hand	123	10	\$10.72/hr	-73.17%	1.09
Motorcycle Mechanics	122	24	\$12.86/hr	+18.85%	1.00
Textile Winding, Twisting, and Drawing Out Machine Setters, Operators, and Tenders	121	15	\$17.01/hr	-73.55%	0.19
Forensic Science Technicians	119	19	\$18.61/hr	+28.57%	1.14
Transportation Inspectors	118	14	\$34.10/hr	-3.39%	0.56
Buyers and Purchasing Agents, Farm Products	118	16	\$19.22/hr	-11.02%	1.25
Sailors and Marine Oilers	117	25	\$26.10/hr	+5.13%	0.43

Occupation	2001 Jobs	Annual Openings	Median Hourly Earnings	Growth (2001 - 2014)	Location Quotient (2001)
Recreational Therapists	116	11	\$20.96/hr	+25.00%	0.86
Petroleum Engineers	116	23	\$53.08/hr	+31.90%	0.51
Computer and Information Research Scientists	112	12	\$63.14/hr	+23.21%	0.58
Electronic Equipment Installers and Repairers, Motor Vehicles	112	14	\$19.83/hr	-17.86%	0.84
Anesthesiologists	112	6	\$90.00/hr	+13.39%	0.57
Environmental Engineering Technicians	112	20	\$19.25/hr	+50.00%	0.95
Social Scientists and Related Workers, All Other	112	14	\$22.32/hr	+9.82%	0.41
Plant and System Operators, All Other	111	14	\$24.63/hr	-8.11%	1.02
Pediatricians, General	109	6	\$84.26/hr	+19.27%	0.58
Marriage and Family Therapists	108	20	\$24.32/hr	+23.15%	0.45
Grounds Maintenance Workers, All Other	108	17	\$14.53/hr	+13.89%	0.90
Athletic Trainers	107	10	\$19.91/hr	+28.04%	0.70
Captains, Mates, and Pilots of Water Vessels	106	25	\$25.69/hr	-0.94%	0.37
Desktop Publishers	106	11	\$25.06/hr	-45.28%	0.68
Air Traffic Controllers	105	14	\$42.89/hr	+1.90%	0.55
Compensation and Benefits Managers	104	13	\$60.77/hr	+44.23%	0.93
Film and Video Editors	104	13	\$18.76/hr	-15.38%	0.51
Emergency Management Directors	103	11	\$19.24/hr	+23.30%	1.44
Economists	102	12	\$28.71/hr	+22.55%	0.67
Riggers	101	18	\$15.29/hr	+0.99%	0.58
Skincare Specialists	101	16	\$20.36/hr	+14.85%	0.36
Nuclear Power Reactor Operators	101	9	\$37.24/hr	-16.83%	1.74
Tile and Marble Setters	100	15	\$14.68/hr	-11.00%	0.32
Elevator Installers and Repairers	100	24	\$33.30/hr	-2.00%	0.62
Foundry Mold and Coremakers	100	24	\$15.74/hr	+19.00%	0.54
Urban and Regional Planners	98	10	\$23.26/hr	+4.08%	0.35
Landscape Architects	97	12	\$23.27/hr	+2.06%	0.59
Career/Technical Education Teachers, Middle School	97	9	\$24.45/hr	-1.03%	1.00

Occupation	2001 Jobs	Annual Openings	Median Hourly Earnings	Growth (2001 - 2014)	Location Quotient (2001)
Mechanical Door Repairers	96	15	\$14.85/hr	+14.58%	0.63
Septic Tank Servicers and Sewer Pipe Cleaners	95	27	\$11.90/hr	+45.26%	0.55
Fine Artists, Including Painters, Sculptors, and Illustrators	95	11	\$8.88/hr	-9.47%	1.12
Explosives Workers, Ordnance Handling Experts, and Blasters	95	18	\$18.83/hr	+23.16%	1.93
Stonemasons	94	16	\$22.14/hr	-20.21%	0.66
Medical Appliance Technicians	93	14	\$15.36/hr	-20.43%	0.78
Bailiffs	93	10	\$15.55/hr	+11.83%	0.59
Layout Workers, Metal and Plastic	92	11	\$21.24/hr	-28.26%	0.97
Wellhead Pumpers	92	38	\$18.99/hr	+129.35%	1.39
Musicians and Singers	91	13	\$24.80/hr	-6.59%	0.28
Reinforcing Iron and Rebar Workers	90	13	\$18.57/hr	-14.44%	0.55
Actors	90	13	\$21.20/hr	-11.11%	0.26
Radio, Cellular, and Tower Equipment Installers and Repairs	90	12	\$21.01/hr	-32.22%	0.58
Floor Sanders and Finishers	89	16	\$14.98/hr	+14.61%	2.36
Fish and Game Wardens	88	12	\$20.22/hr	+19.32%	1.36
Electro-Mechanical Technicians	87	10	\$15.83/hr	-14.94%	0.64
Camera Operators, Television, Video, and Motion Picture	87	11	\$23.11/hr	-12.64%	0.50
Psychologists, All Other	83	8	\$44.66/hr	+9.64%	0.85
Proofreaders and Copy Markers	82	13	\$14.45/hr	-24.39%	0.73
Model Makers, Metal and Plastic	81	8	\$16.78/hr	-46.91%	1.11
Audio-Visual and Multimedia Collections Specialists	80	9	\$21.81/hr	+11.25%	1.09
Credit Counselors	79	10	\$18.57/hr	+18.99%	0.33
Derrick Operators, Oil and Gas	78	41	\$21.05/hr	+142.31%	1.17
Geoscientists, Except Hydrologists and Geographers	78	15	\$24.04/hr	+41.03%	0.37
Earth Drillers, Except Oil and Gas	74	20	\$23.08/hr	+6.76%	0.54
Judicial Law Clerks	74	5	\$26.50/hr	+5.41%	0.58
Multimedia Artists and Animators	74	7	\$18.75/hr	-6.76%	0.35
Biomedical Engineers	73	8	\$27.88/hr	-9.59%	0.49
Pump Operators, Except Wellhead Pumpers	73	21	\$20.68/hr	+36.99%	0.78

Occupation	2001 Jobs	Annual Openings	Median Hourly Earnings	Growth (2001 - 2014)	Location Quotient (2001)
Biochemists and Biophysicists	72	11	\$31.23/hr	+13.89%	0.34
Umpires, Referees, and Other Sports Officials	71	11	\$13.98/hr	+4.23%	0.49
Soil and Plant Scientists	69	9	\$36.62/hr	+1.45%	0.62
Aerospace Engineering and Operations Technicians	69	9	\$27.31/hr	-13.04%	0.64
Electrical and Electronics Installers and Repairers, Transportation Equipment	68	10	\$36.49/hr	+16.18%	0.84
Music Directors and Composers	68	9	\$23.61/hr	-2.94%	0.49
Etchers and Engravers	68	8	\$15.84/hr	-30.88%	0.65
Logging Workers, All Other	67	9	\$21.86/hr	-55.22%	1.80
Airfield Operations Specialists	67	10	\$27.11/hr	+2.99%	0.89
Media and Communication Workers, All Other	66	8	\$10.90/hr	-3.03%	0.38
Rail-Track Laying and Maintenance Equipment Operators	65	9	\$27.53/hr	-35.38%	1.16
Correspondence Clerks	64	10	\$15.20/hr	+25.00%	1.17
Statistical Assistants	63	9	\$24.77/hr	+1.59%	0.65
Cooks, All Other	62	12	\$11.77/hr	+14.52%	0.50
Hoist and Winch Operators	61	12	\$15.00/hr	+4.92%	2.39
Actuaries	60	6	\$47.35/hr	+20.00%	0.33
Gas Compressor and Gas Pumping Station Operators	60	11	\$33.71/hr	-40.00%	1.77
Directors, Religious Activities and Education	60	14	\$16.07/hr	+20.00%	0.42
Precision Instrument and Equipment Repairers, All Other	59	8	\$17.75/hr	+15.25%	0.60
Locksmiths and Safe Repairers	59	15	\$17.49/hr	+61.02%	0.39
Tapers	58	9	\$27.26/hr	-58.62%	0.28
Museum Technicians and Conservators	58	9	\$12.25/hr	+22.41%	0.73
Archivists	57	7	\$22.00/hr	+8.77%	1.43
Bicycle Repairers	55	14	\$17.00/hr	+67.27%	0.66
Podiatrists	55	8	\$85.84/hr	+10.91%	0.89
Fire Inspectors and Investigators	54	8	\$21.59/hr	+3.70%	0.54
Sound Engineering Technicians	52	7	\$21.70/hr	-15.38%	0.38
Door-to-Door Sales Workers, News and Street Vendors, and Related Workers	52	6	\$14.82/hr	-28.85%	0.54

Occupation	2001 Jobs	Annual Openings	Median Hourly Earnings	Growth (2001 - 2014)	Location Quotient (2001)
Textile Bleaching and Dyeing Machine Operators and Tenders	51	10	\$16.18/hr	-62.75%	0.18
Curators	51	8	\$20.36/hr	+11.76%	0.68
Physical Scientists, All Other	50	5	\$44.00/hr	-6.00%	0.34
Orthotists and Prosthetists	49	5	\$25.73/hr	-2.04%	0.93
Cartographers and Photogrammetrists	48	6	\$26.31/hr	+33.33%	0.61
Ambulance Drivers and Attendants, Except Emergency Medical Technicians	48	13	\$10.69/hr	+29.17%	0.47
Epidemiologists	48	5	\$28.94/hr	+16.67%	1.03
Survey Researchers	47	10	\$20.05/hr	+34.04%	0.58
Athletes and Sports Competitors	47	9	\$26.00/hr	+14.89%	0.60
Railroad Conductors and Yardmasters	47	6	\$26.05/hr	+2.13%	1.05
Audiologists	47	5	\$33.04/hr	+36.17%	0.66
Therapists, All Other	46	5	\$29.13/hr	+23.91%	0.63
Nuclear Technicians	45	5	\$22.25/hr	-26.67%	0.76
Atmospheric and Space Scientists	45	5	\$40.56/hr	+13.33%	0.65
Floor Layers, Except Carpet, Wood, and Hard Tiles	44	8	\$14.18/hr	+4.55%	0.52
Railroad Brake, Signal, and Switch Operators	43	7	\$27.89/hr	-6.98%	2.88
Geological and Petroleum Technicians	43	15	\$19.40/hr	+72.09%	0.43
Manufactured Building and Mobile Home Installers	42	5	\$11.61/hr	-16.67%	1.25
Physicists	41	5	\$57.95/hr	+9.76%	0.35
Subway and Streetcar Operators	41	5	\$20.20/hr	+4.88%	0.35
Designers, All Other	40	5	\$29.10/hr	-20.00%	0.69
Craft Artists	39	4	\$9.19/hr	-41.03%	0.92
Rotary Drill Operators, Oil and Gas	38	33	\$23.24/hr	+210.53%	0.37
Traffic Technicians	38	6	\$17.65/hr	+15.79%	0.71
Mine Cutting and Channeling Machine Operators	38	8	\$19.16/hr	-18.42%	0.64
Broadcast News Analysts	37	5	\$28.05/hr	-24.32%	0.72
Media and Communication Equipment Workers, All Other	37	4	\$17.40/hr	-13.51%	0.26
Aircraft Cargo Handling Supervisors	36	6	\$26.44/hr	-11.11%	0.55
Animal Breeders	35	7	\$10.34/hr	-11.43%	1.42

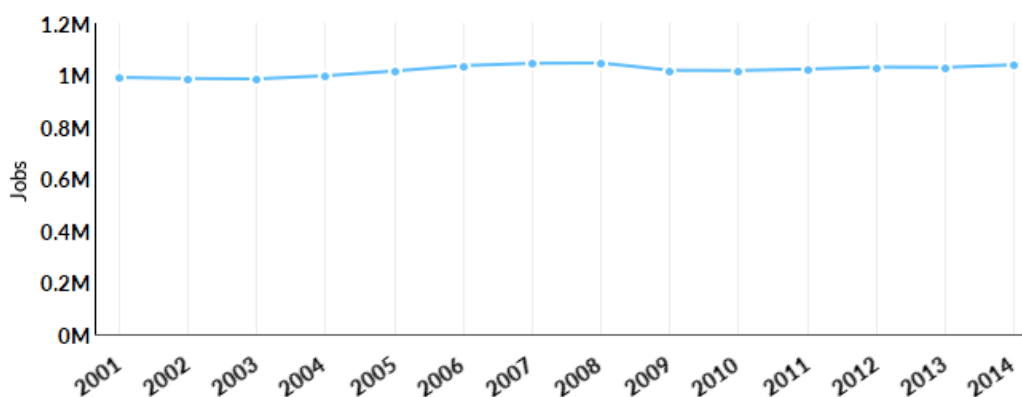
Occupation	2001 Jobs	Annual Openings	Median Hourly Earnings	Growth (2001 - 2014)	Location Quotient (2001)
Dancers	35	6	\$14.51/hr	-2.86%	0.44
Artists and Related Workers, All Other	34	4	\$10.97/hr	+11.76%	0.62
Occupational Therapy Aides	33	7	\$11.15/hr	+45.45%	0.78
Agricultural Engineers	33	4	\$30.90/hr	+18.18%	2.05
Parking Enforcement Workers	33	4	\$12.92/hr	0.00%	0.39
Insurance Appraisers, Auto Damage	33	4	\$38.27/hr	-24.24%	0.25
Signal and Track Switch Repairers	33	4	\$36.40/hr	0.00%	1.50
Musical Instrument Repairers and Tuners	32	4	\$17.26/hr	-6.25%	0.48
Barbers	32	5	\$11.00/hr	+15.63%	0.33
Patternmakers, Metal and Plastic	32	5	\$16.13/hr	-15.63%	0.73
Entertainers and Performers, Sports and Related Workers, All Other	31	5	\$19.66/hr	+9.68%	0.32
Exercise Physiologists	31	3	\$31.98/hr	+12.90%	0.67
Arbitrators, Mediators, and Conciliators	31	2	\$29.17/hr	+22.58%	0.66
Ship Engineers	30	7	\$25.67/hr	+10.00%	0.37
Solar Photovoltaic Installers	30	5	\$21.84/hr	-10.00%	0.48
Set and Exhibit Designers	30	4	\$27.78/hr	+6.67%	0.34
Materials Scientists	30	4	\$29.01/hr	-6.67%	0.47
Gaming Supervisors	28	6	\$16.99/hr	+14.29%	0.15
Public Address System and Other Announcers	28	4	\$15.77/hr	+3.57%	0.46
Pile-Driver Operators	28	5	\$30.65/hr	-50.00%	0.89
Rail Transportation Workers, All Other	27	4	\$13.30/hr	0.00%	1.08
Life Scientists, All Other	27	3	\$19.56/hr	+3.70%	0.43
Hearing Aid Specialists	26	4	\$16.45/hr	+46.15%	0.70
Model Makers, Wood	26	Insf. Data	Insf. Data	Insf. Data	2.04
Gaming Change Persons and Booth Cashiers	26	6	\$14.49/hr	-7.69%	0.13
Refractory Materials Repairers, Except Brickmasons	25	4	\$27.84/hr	+8.00%	1.42
Anthropologists and Archeologists	23	4	\$29.67/hr	+43.48%	0.44
Commercial Divers	21	4	\$30.22/hr	-42.86%	0.96

Occupation	2001 Jobs	Annual Openings	Median Hourly Earnings	Growth (2001 - 2014)	Location Quotient (2001)
Slot Supervisors	21	3	\$10.08/hr	-9.52%	0.29
Nurse Midwives	21	2	\$21.18/hr	+9.52%	0.54
Orthodontists	20	1	\$97.75/hr	+35.00%	0.61
Patternmakers, Wood	20	2	\$28.96/hr	-50.00%	2.07
Camera and Photographic Equipment Repairers	20	4	\$26.88/hr	+40.00%	0.63
Dredge Operators	19	Insf. Data	Insf. Data	Insf. Data	1.20
Shampooers	18	3	\$8.26/hr	-22.22%	0.19
Political Scientists	18	3	\$23.31/hr	+11.11%	0.34
Mining and Geological Engineers, Including Mining Safety Engineers	18	3	\$21.75/hr	+38.89%	0.32
Agents and Business Managers of Artists, Performers, and Athletes	18	5	\$37.43/hr	+27.78%	0.20
Dentists, All Other Specialists	16	1	\$38.91/hr	+18.75%	0.44
Animal Scientists	16	3	\$15.40/hr	0.00%	0.82
Extraction Workers, All Other	16	7	\$13.40/hr	+62.50%	0.56
Communications Equipment Operators, All Other	16	2	\$12.08/hr	+25.00%	1.00
Transit and Railroad Police	15	1	\$20.06/hr	+13.33%	0.36
Mathematicians	15	2	\$18.65/hr	+40.00%	0.75
Mathematical Science Occupations, All Other	15	2	\$14.99/hr	+26.67%	0.98
Marine Engineers and Naval Architects	14	3	\$27.09/hr	+21.43%	0.23
Watch Repairers	14	Insf. Data	Insf. Data	Insf. Data	0.74
Fishers and Related Fishing Workers	14	4	\$12.13/hr	0.00%	0.34
Paperhangers	14	2	\$13.57/hr	0.00%	0.49
Gaming Surveillance Officers and Gaming Investigators	14	2	\$10.38/hr	-7.14%	0.15
Gaming Cage Workers	13	3	Insf. Data	-15.38%	0.08
Hydrologists	13	2	\$32.93/hr	+15.38%	0.29
Oral and Maxillofacial Surgeons	13	1	\$73.93/hr	+15.38%	0.36
Genetic Counselors	12	1	\$25.81/hr	+25.00%	0.70
Wind Turbine Service Technicians	12	4	\$22.17/hr	+91.67%	0.66
Choreographers	11	3	\$26.29/hr	+18.18%	0.40
Historians	11	1	\$14.43/hr	+9.09%	0.46

Occupation	2001 Jobs	Annual Openings	Median Hourly Earnings	Growth (2001 - 2014)	Location Quotient (2001)
Religious Workers, All Other	11	3	\$13.49/hr	+18.18%	0.20
Motorboat Operators	11	Insf. Data	Insf. Data	Insf. Data	0.38
Gaming Managers	10	1	\$29.93/hr	+20.00%	0.29
Loading Machine Operators, Underground Mining	<10	Insf. Data	Insf. Data	Insf. Data	Insf. Data
Models	<10	Insf. Data	Insf. Data	Insf. Data	Insf. Data
Segmental Pavers	<10	Insf. Data	Insf. Data	Insf. Data	Insf. Data
Terrazzo Workers and Finishers	<10	Insf. Data	Insf. Data	Insf. Data	Insf. Data
Mining Machine Operators, All Other	<10	Insf. Data	Insf. Data	Insf. Data	Insf. Data
Travel Guides	<10	Insf. Data	Insf. Data	Insf. Data	Insf. Data
Radio Operators	<10	Insf. Data	Insf. Data	Insf. Data	Insf. Data
Geographers	<10	Insf. Data	Insf. Data	Insf. Data	Insf. Data
Sociologists	<10	Insf. Data	Insf. Data	Insf. Data	Insf. Data
Astronomers	<10	Insf. Data	Insf. Data	Insf. Data	Insf. Data
Timing Device Assemblers and Adjusters	<10	Insf. Data	Insf. Data	Insf. Data	Insf. Data
Makeup Artists, Theatrical and Performance	<10	Insf. Data	Insf. Data	Insf. Data	Insf. Data
Mathematical Technicians	<10	Insf. Data	Insf. Data	Insf. Data	Insf. Data
Industrial-Organizational Psychologists	<10	Insf. Data	Insf. Data	Insf. Data	Insf. Data
Prosthodontists	<10	Insf. Data	Insf. Data	Insf. Data	Insf. Data
Cooks, Private Household	<10	Insf. Data	Insf. Data	Insf. Data	Insf. Data
Military occupations	0	0	\$0.00/hr	0.00%	0.00

Growth

990,185 2001 Jobs	1,038,649 2014 Jobs	48,464 Change (2001-2014)	4.9% % Change (2001-2014)
----------------------	------------------------	------------------------------	------------------------------



Occupation	2001 Jobs	2014 Jobs	Change	% Change
Chief Executives (11-1011)	2,520	2,611	91	4%
General and Operations Managers (11-1021)	18,626	19,498	872	5%
Legislators (11-1031)	886	1,011	125	14%
Advertising and Promotions Managers (11-2011)	135	139	4	3%
Marketing Managers (11-2021)	1,066	1,165	99	9%
Sales Managers (11-2022)	2,619	2,610	-9	0%
Public Relations and Fundraising Managers (11-2031)	269	329	60	22%
Administrative Services Managers (11-3011)	1,742	1,878	136	8%
Computer and Information Systems Managers (11-3021)	1,838	2,048	210	11%
Financial Managers (11-3031)	3,094	3,130	36	1%
Industrial Production Managers (11-3051)	2,338	1,702	-636	-27%
Purchasing Managers (11-3061)	602	561	-41	-7%
Transportation, Storage, and Distribution Managers (11-3071)	1,159	1,176	17	1%
Compensation and Benefits Managers (11-3111)	104	150	46	44%
Human Resources Managers (11-3121)	890	948	58	7%
Training and Development Managers (11-3131)	242	299	57	24%

Occupation	2001 Jobs	2014 Jobs	Change	% Change
Farmers, Ranchers, and Other Agricultural Managers (11-9013)	1,046	938	-108	-10%
Construction Managers (11-9021)	1,837	1,491	-346	-19%
Education Administrators, Preschool and Childcare Center/Program (11-9031)	368	492	124	34%
Education Administrators, Elementary and Secondary School (11-9032)	2,155	2,259	104	5%
Education Administrators, Postsecondary (11-9033)	906	1,209	303	33%
Education Administrators, All Other (11-9039)	179	231	52	29%
Architectural and Engineering Managers (11-9041)	1,006	744	-262	-26%
Food Service Managers (11-9051)	1,028	1,253	225	22%
Funeral Service Managers (11-9061)	143	130	-13	-9%
Gaming Managers (11-9071)	10	12	2	20%
Lodging Managers (11-9081)	236	274	38	16%
Medical and Health Services Managers (11-9111)	2,798	3,446	648	23%
Natural Sciences Managers (11-9121)	271	336	65	24%
Postmasters and Mail Superintendents (11-9131)	261	194	-67	-26%
Property, Real Estate, and Community Association Managers (11-9141)	1,247	1,494	247	20%
Social and Community Service Managers (11-9151)	977	1,314	337	34%
Emergency Management Directors (11-9161)	103	127	24	23%
Managers, All Other (11-9199)	2,976	3,486	510	17%
Agents and Business Managers of Artists, Performers, and Athletes (13-1011)	18	23	5	28%
Buyers and Purchasing Agents, Farm Products (13-1021)	118	105	-13	-11%
Wholesale and Retail Buyers, Except Farm Products (13-1022)	1,898	2,716	818	43%
Purchasing Agents, Except Wholesale, Retail, and Farm Products (13-1023)	2,016	1,584	-432	-21%
Claims Adjusters, Examiners, and Investigators (13-1031)	1,255	1,402	147	12%
Insurance Appraisers, Auto Damage (13-1032)	33	25	-8	-24%

Occupation	2001 Jobs	2014 Jobs	Change	% Change
Compliance Officers (13-1041)	2,045	2,330	285	14%
Cost Estimators (13-1051)	1,409	1,149	-260	-18%
Human Resources Specialists (13-1071)	2,947	2,983	36	1%
Labor Relations Specialists (13-1075)	597	485	-112	-19%
Logisticians (13-1081)	1,233	1,386	153	12%
Management Analysts (13-1111)	2,903	3,569	666	23%
Meeting, Convention, and Event Planners (13-1121)	363	423	60	17%
Compensation, Benefits, and Job Analysis Specialists (13-1141)	574	683	109	19%
Training and Development Specialists (13-1151)	2,260	2,584	324	14%
Market Research Analysts and Marketing Specialists (13-1161)	2,666	3,073	407	15%
Business Operations Specialists, All Other (13-1199)	7,164	8,815	1,651	23%
Accountants and Auditors (13-2011)	5,864	6,133	269	5%
Appraisers and Assessors of Real Estate (13-2021)	443	576	133	30%
Budget Analysts (13-2031)	391	457	66	17%
Credit Analysts (13-2041)	511	534	23	5%
Financial Analysts (13-2051)	1,104	1,056	-48	-4%
Personal Financial Advisors (13-2052)	778	890	112	14%
Insurance Underwriters (13-2053)	293	242	-51	-17%
Financial Examiners (13-2061)	203	206	3	1%
Credit Counselors (13-2071)	79	94	15	19%
Loan Officers (13-2072)	2,220	2,321	101	5%
Tax Examiners and Collectors, and Revenue Agents (13-2081)	476	541	65	14%
Tax Preparers (13-2082)	480	612	132	28%
Financial Specialists, All Other (13-2099)	438	427	-11	-3%
Computer and Information Research Scientists (15-1111)	112	138	26	23%
Computer Systems Analysts (15-1121)	2,449	2,787	338	14%

Occupation	2001 Jobs	2014 Jobs	Change	% Change
Information Security Analysts (15-1122)	1,178	1,431	253	21%
Computer Programmers (15-1131)	2,526	3,215	689	27%
Software Developers, Applications (15-1132)	1,959	2,155	196	10%
Software Developers, Systems Software (15-1133)	1,299	1,158	-141	-11%
Web Developers (15-1134)	532	614	82	15%
Database Administrators (15-1141)	639	730	91	14%
Network and Computer Systems Administrators (15-1142)	2,756	3,030	274	10%
Computer Network Architects (15-1143)	1,051	1,290	239	23%
Computer User Support Specialists (15-1151)	3,345	3,765	420	13%
Computer Network Support Specialists (15-1152)	1,321	1,372	51	4%
Computer Occupations, All Other (15-1199)	868	829	-39	-4%
Actuaries (15-2011)	60	72	12	20%
Mathematicians (15-2021)	15	21	6	40%
Operations Research Analysts (15-2031)	456	546	90	20%
Statisticians (15-2041)	154	207	53	34%
Mathematical Technicians (15-2091)	1	2	1	100%
Mathematical Science Occupations, All Other (15-2099)	15	19	4	27%
Architects, Except Landscape and Naval (17-1011)	507	511	4	1%
Landscape Architects (17-1012)	97	99	2	2%
Cartographers and Photogrammetrists (17-1021)	48	64	16	33%
Surveyors (17-1022)	540	555	15	3%
Aerospace Engineers (17-2011)	276	183	-93	-34%
Agricultural Engineers (17-2021)	33	39	6	18%
Biomedical Engineers (17-2031)	73	66	-7	-10%
Chemical Engineers (17-2041)	182	159	-23	-13%
Civil Engineers (17-2051)	1,288	1,365	77	6%
Computer Hardware Engineers (17-2061)	310	216	-94	-30%

Occupation	2001 Jobs	2014 Jobs	Change	% Change
Electrical Engineers (17-2071)	1,220	927	-293	-24%
Electronics Engineers, Except Computer (17-2072)	639	389	-250	-39%
Environmental Engineers (17-2081)	204	236	32	16%
Health and Safety Engineers, Except Mining Safety Engineers and Inspectors (17-2111)	242	215	-27	-11%
Industrial Engineers (17-2112)	2,325	1,563	-762	-33%
Marine Engineers and Naval Architects (17-2121)	14	17	3	21%
Materials Engineers (17-2131)	182	141	-41	-23%
Mechanical Engineers (17-2141)	1,863	1,217	-646	-35%
Mining and Geological Engineers, Including Mining Safety Engineers (17-2151)	18	25	7	39%
Nuclear Engineers (17-2161)	143	123	-20	-14%
Petroleum Engineers (17-2171)	116	153	37	32%
Engineers, All Other (17-2199)	686	592	-94	-14%
Architectural and Civil Drafters (17-3011)	542	483	-59	-11%
Electrical and Electronics Drafters (17-3012)	190	151	-39	-21%
Mechanical Drafters (17-3013)	518	319	-199	-38%
Drafters, All Other (17-3019)	136	105	-31	-23%
Aerospace Engineering and Operations Technicians (17-3021)	69	60	-9	-13%
Civil Engineering Technicians (17-3022)	226	234	8	4%
Electrical and Electronics Engineering Technicians (17-3023)	941	643	-298	-32%
Electro-Mechanical Technicians (17-3024)	87	74	-13	-15%
Environmental Engineering Technicians (17-3025)	112	168	56	50%
Industrial Engineering Technicians (17-3026)	627	411	-216	-34%
Mechanical Engineering Technicians (17-3027)	354	257	-97	-27%
Engineering Technicians, Except Drafters, All Other (17-3029)	530	488	-42	-8%
Surveying and Mapping Technicians (17-3031)	331	328	-3	-1%

Occupation	2001 Jobs	2014 Jobs	Change	% Change
Animal Scientists (19-1011)	16	16	0	0%
Food Scientists and Technologists (19-1012)	156	149	-7	-4%
Soil and Plant Scientists (19-1013)	69	70	1	1%
Biochemists and Biophysicists (19-1021)	72	82	10	14%
Microbiologists (19-1022)	136	154	18	13%
Zoologists and Wildlife Biologists (19-1023)	136	155	19	14%
Biological Scientists, All Other (19-1029)	235	257	22	9%
Conservation Scientists (19-1031)	276	306	30	11%
Foresters (19-1032)	227	212	-15	-7%
Epidemiologists (19-1041)	48	56	8	17%
Medical Scientists, Except Epidemiologists (19-1042)	206	206	0	0%
Life Scientists, All Other (19-1099)	27	28	1	4%
Astronomers (19-2011)	5	6	1	20%
Physicists (19-2012)	41	45	4	10%
Atmospheric and Space Scientists (19-2021)	45	51	6	13%
Chemists (19-2031)	391	404	13	3%
Materials Scientists (19-2032)	30	28	-2	-7%
Environmental Scientists and Specialists, Including Health (19-2041)	423	517	94	22%
Geoscientists, Except Hydrologists and Geographers (19-2042)	78	110	32	41%
Hydrologists (19-2043)	13	15	2	15%
Physical Scientists, All Other (19-2099)	50	47	-3	-6%
Economists (19-3011)	102	125	23	23%
Survey Researchers (19-3022)	47	63	16	34%
Clinical, Counseling, and School Psychologists (19-3031)	443	482	39	9%
Industrial-Organizational Psychologists (19-3032)	1	1	0	0%
Psychologists, All Other (19-3039)	83	91	8	10%

Occupation	2001 Jobs	2014 Jobs	Change	% Change
Sociologists (19-3041)	5	7	2	40%
Urban and Regional Planners (19-3051)	98	102	4	4%
Anthropologists and Archaeologists (19-3091)	23	33	10	43%
Geographers (19-3092)	5	6	1	20%
Historians (19-3093)	11	12	1	9%
Political Scientists (19-3094)	18	20	2	11%
Social Scientists and Related Workers, All Other (19-3099)	112	123	11	10%
Agricultural and Food Science Technicians (19-4011)	523	550	27	5%
Biological Technicians (19-4021)	252	276	24	10%
Chemical Technicians (19-4031)	503	595	92	18%
Geological and Petroleum Technicians (19-4041)	43	74	31	72%
Nuclear Technicians (19-4051)	45	33	-12	-27%
Social Science Research Assistants (19-4061)	211	258	47	22%
Environmental Science and Protection Technicians, Including Health (19-4091)	155	195	40	26%
Forensic Science Technicians (19-4092)	119	153	34	29%
Forest and Conservation Technicians (19-4093)	264	261	-3	-1%
Life, Physical, and Social Science Technicians, All Other (19-4099)	368	416	48	13%
Substance Abuse and Behavioral Disorder Counselors (21-1011)	572	648	76	13%
Educational, Guidance, School, and Vocational Counselors (21-1012)	1,613	1,873	260	16%
Marriage and Family Therapists (21-1013)	108	133	25	23%
Mental Health Counselors (21-1014)	649	769	120	18%
Rehabilitation Counselors (21-1015)	439	470	31	7%
Counselors, All Other (21-1019)	124	147	23	19%
Child, Family, and School Social Workers (21-1021)	1,348	1,530	182	14%
Healthcare Social Workers (21-1022)	1,000	1,303	303	30%

Occupation	2001 Jobs	2014 Jobs	Change	% Change
Mental Health and Substance Abuse Social Workers (21-1023)	652	838	186	29%
Social Workers, All Other (21-1029)	510	600	90	18%
Health Educators (21-1091)	235	267	32	14%
Probation Officers and Correctional Treatment Specialists (21-1092)	788	916	128	16%
Social and Human Service Assistants (21-1093)	2,642	3,543	901	34%
Community Health Workers (21-1094)	264	325	61	23%
Community and Social Service Specialists, All Other (21-1099)	330	378	48	15%
Clergy (21-2011)	252	298	46	18%
Directors, Religious Activities and Education (21-2021)	60	72	12	20%
Religious Workers, All Other (21-2099)	11	13	2	18%
Lawyers (23-1011)	2,774	3,119	345	12%
Judicial Law Clerks (23-1012)	74	78	4	5%
Administrative Law Judges, Adjudicators, and Hearing Officers (23-1021)	349	391	42	12%
Arbitrators, Mediators, and Conciliators (23-1022)	31	38	7	23%
Judges, Magistrate Judges, and Magistrates (23-1023)	284	325	41	14%
Paralegals and Legal Assistants (23-2011)	1,310	1,501	191	15%
Court Reporters (23-2091)	183	211	28	15%
Title Examiners, Abstractors, and Searchers (23-2093)	569	627	58	10%
Legal Support Workers, All Other (23-2099)	287	319	32	11%
Postsecondary Teachers (25-1099)	9,344	12,614	3,270	35%
Preschool Teachers, Except Special Education (25-2011)	2,377	3,005	628	26%
Kindergarten Teachers, Except Special Education (25-2012)	1,503	1,605	102	7%
Elementary School Teachers, Except Special Education (25-2021)	11,232	11,819	587	5%
Middle School Teachers, Except Special and Career/Technical Education (25-2022)	5,340	5,567	227	4%

Occupation	2001 Jobs	2014 Jobs	Change	% Change
Career/Technical Education Teachers, Middle School (25-2023)	97	96	-1	-1%
Secondary School Teachers, Except Special and Career/Technical Education (25-2031)	9,171	9,777	606	7%
Career/Technical Education Teachers, Secondary School (25-2032)	1,029	1,098	69	7%
Special Education Teachers, Preschool (25-2051)	460	592	132	29%
Special Education Teachers, Kindergarten and Elementary School (25-2052)	1,051	1,081	30	3%
Special Education Teachers, Middle School (25-2053)	604	616	12	2%
Special Education Teachers, Secondary School (25-2054)	1,169	1,272	103	9%
Special Education Teachers, All Other (25-2059)	221	227	6	3%
Adult Basic and Secondary Education and Literacy Teachers and Instructors (25-3011)	455	532	77	17%
Self-Enrichment Education Teachers (25-3021)	543	668	125	23%
Substitute Teachers (25-3098)	3,996	4,567	571	14%
Teachers and Instructors, All Other (25-3099)	950	1,080	130	14%
Archivists (25-4011)	57	62	5	9%
Curators (25-4012)	51	57	6	12%
Museum Technicians and Conservators (25-4013)	58	71	13	22%
Librarians (25-4021)	1,147	1,278	131	11%
Library Technicians (25-4031)	357	398	41	11%
Audio-Visual and Multimedia Collections Specialists (25-9011)	80	89	9	11%
Farm and Home Management Advisors (25-9021)	166	231	65	39%
Instructional Coordinators (25-9031)	1,304	1,549	245	19%
Teacher Assistants (25-9041)	9,315	10,152	837	9%
Education, Training, and Library Workers, All Other (25-9099)	252	256	4	2%
Art Directors (27-1011)	148	103	-45	-30%
Craft Artists (27-1012)	39	23	-16	-41%

Occupation	2001 Jobs	2014 Jobs	Change	% Change
Fine Artists, Including Painters, Sculptors, and Illustrators (27-1013)	95	86	-9	-9%
Multimedia Artists and Animators (27-1014)	74	69	-5	-7%
Artists and Related Workers, All Other (27-1019)	34	38	4	12%
Commercial and Industrial Designers (27-1021)	284	174	-110	-39%
Fashion Designers (27-1022)	133	42	-91	-68%
Floral Designers (27-1023)	589	329	-260	-44%
Graphic Designers (27-1024)	1,447	1,157	-290	-20%
Interior Designers (27-1025)	249	237	-12	-5%
Merchandise Displayers and Window Trimmers (27-1026)	536	556	20	4%
Set and Exhibit Designers (27-1027)	30	32	2	7%
Designers, All Other (27-1029)	40	32	-8	-20%
Actors (27-2011)	90	80	-10	-11%
Producers and Directors (27-2012)	367	330	-37	-10%
Athletes and Sports Competitors (27-2021)	47	54	7	15%
Coaches and Scouts (27-2022)	1,246	1,433	187	15%
Umpires, Referees, and Other Sports Officials (27-2023)	71	74	3	4%
Dancers (27-2031)	35	34	-1	-3%
Choreographers (27-2032)	11	13	2	18%
Music Directors and Composers (27-2041)	68	66	-2	-3%
Musicians and Singers (27-2042)	91	85	-6	-7%
Entertainers and Performers, Sports and Related Workers, All Other (27-2099)	31	34	3	10%
Radio and Television Announcers (27-3011)	454	326	-128	-28%
Public Address System and Other Announcers (27-3012)	28	29	1	4%
Broadcast News Analysts (27-3021)	37	28	-9	-24%
Reporters and Correspondents (27-3022)	515	323	-192	-37%

Occupation	2001 Jobs	2014 Jobs	Change	% Change
Public Relations Specialists (27-3031)	861	938	77	9%
Editors (27-3041)	968	523	-445	-46%
Technical Writers (27-3042)	238	210	-28	-12%
Writers and Authors (27-3043)	178	152	-26	-15%
Interpreters and Translators (27-3091)	155	197	42	27%
Media and Communication Workers, All Other (27-3099)	66	64	-2	-3%
Audio and Video Equipment Technicians (27-4011)	240	261	21	9%
Broadcast Technicians (27-4012)	153	112	-41	-27%
Radio Operators (27-4013)	6	6	0	0%
Sound Engineering Technicians (27-4014)	52	44	-8	-15%
Photographers (27-4021)	533	343	-190	-36%
Camera Operators, Television, Video, and Motion Picture (27-4031)	87	76	-11	-13%
Film and Video Editors (27-4032)	104	88	-16	-15%
Media and Communication Equipment Workers, All Other (27-4099)	37	32	-5	-14%
Chiropractors (29-1011)	219	300	81	37%
Dentists, General (29-1021)	529	693	164	31%
Oral and Maxillofacial Surgeons (29-1022)	13	15	2	15%
Orthodontists (29-1023)	20	27	7	35%
Prosthodontists (29-1024)	0	0	0	0%
Dentists, All Other Specialists (29-1029)	16	19	3	19%
Dietitians and Nutritionists (29-1031)	379	458	79	21%
Optometrists (29-1041)	200	312	112	56%
Pharmacists (29-1051)	2,696	3,283	587	22%
Anesthesiologists (29-1061)	112	127	15	13%
Family and General Practitioners (29-1062)	1,074	1,283	209	19%
Internists, General (29-1063)	276	326	50	18%

Occupation	2001 Jobs	2014 Jobs	Change	% Change
Obstetricians and Gynecologists (29-1064)	135	169	34	25%
Pediatricians, General (29-1065)	109	130	21	19%
Psychiatrists (29-1066)	278	363	85	31%
Surgeons (29-1067)	335	411	76	23%
Physicians and Surgeons, All Other (29-1069)	2,118	2,471	353	17%
Physician Assistants (29-1071)	444	560	116	26%
Podiatrists (29-1081)	55	61	6	11%
Occupational Therapists (29-1122)	721	1,014	293	41%
Physical Therapists (29-1123)	1,242	1,846	604	49%
Radiation Therapists (29-1124)	236	290	54	23%
Recreational Therapists (29-1125)	116	145	29	25%
Respiratory Therapists (29-1126)	817	856	39	5%
Speech-Language Pathologists (29-1127)	1,238	1,776	538	43%
Exercise Physiologists (29-1128)	31	35	4	13%
Therapists, All Other (29-1129)	46	57	11	24%
Veterinarians (29-1131)	408	571	163	40%
Registered Nurses (29-1141)	19,884	22,554	2,670	13%
Nurse Anesthetists (29-1151)	254	309	55	22%
Nurse Midwives (29-1161)	21	23	2	10%
Nurse Practitioners (29-1171)	1,072	1,458	386	36%
Audiologists (29-1181)	47	64	17	36%
Health Diagnosing and Treating Practitioners, All Other (29-1199)	137	156	19	14%
Medical and Clinical Laboratory Technologists (29-2011)	917	1,015	98	11%
Medical and Clinical Laboratory Technicians (29-2012)	1,111	1,275	164	15%
Dental Hygienists (29-2021)	1,078	1,397	319	30%
Cardiovascular Technologists and Technicians (29-2031)	480	554	74	15%

Occupation	2001 Jobs	2014 Jobs	Change	% Change
Diagnostic Medical Sonographers (29-2032)	396	467	71	18%
Nuclear Medicine Technologists (29-2033)	170	181	11	6%
Radiologic Technologists (29-2034)	1,758	1,984	226	13%
Magnetic Resonance Imaging Technologists (29-2035)	297	338	41	14%
Emergency Medical Technicians and Paramedics (29-2041)	1,473	1,936	463	31%
Dietetic Technicians (29-2051)	151	174	23	15%
Pharmacy Technicians (29-2052)	2,887	3,652	765	26%
Psychiatric Technicians (29-2053)	774	1,068	294	38%
Respiratory Therapy Technicians (29-2054)	324	342	18	6%
Surgical Technologists (29-2055)	883	1,009	126	14%
Veterinary Technologists and Technicians (29-2056)	276	346	70	25%
Ophthalmic Medical Technicians (29-2057)	188	240	52	28%
Licensed Practical and Licensed Vocational Nurses (29-2061)	9,206	11,480	2,274	25%
Medical Records and Health Information Technicians (29-2071)	1,443	1,790	347	24%
Opticians, Dispensing (29-2081)	337	455	118	35%
Orthotists and Prosthetists (29-2091)	49	48	-1	-2%
Hearing Aid Specialists (29-2092)	26	38	12	46%
Health Technologists and Technicians, All Other (29-2099)	746	900	154	21%
Occupational Health and Safety Specialists (29-9011)	604	596	-8	-1%
Occupational Health and Safety Technicians (29-9012)	180	196	16	9%
Athletic Trainers (29-9091)	107	137	30	28%
Genetic Counselors (29-9092)	12	15	3	25%
Healthcare Practitioners and Technical Workers, All Other (29-9099)	375	474	99	26%
Home Health Aides (31-1011)	2,962	6,347	3,385	114%
Psychiatric Aides (31-1013)	587	659	72	12%

Occupation	2001 Jobs	2014 Jobs	Change	% Change
Nursing Assistants (31-1014)	13,832	16,998	3,166	23%
Orderlies (31-1015)	181	178	-3	-2%
Occupational Therapy Assistants (31-2011)	167	275	108	65%
Occupational Therapy Aides (31-2012)	33	48	15	45%
Physical Therapist Assistants (31-2021)	604	973	369	61%
Physical Therapist Aides (31-2022)	205	299	94	46%
Massage Therapists (31-9011)	207	268	61	29%
Dental Assistants (31-9091)	1,901	2,550	649	34%
Medical Assistants (31-9092)	2,492	2,943	451	18%
Medical Equipment Preparers (31-9093)	220	222	2	1%
Medical Transcriptionists (31-9094)	437	507	70	16%
Pharmacy Aides (31-9095)	360	484	124	34%
Veterinary Assistants and Laboratory Animal Caretakers (31-9096)	532	744	212	40%
Phlebotomists (31-9097)	716	870	154	22%
Healthcare Support Workers, All Other (31-9099)	403	456	53	13%
First-Line Supervisors of Correctional Officers (33-1011)	330	377	47	14%
First-Line Supervisors of Police and Detectives (33-1012)	1,157	1,378	221	19%
First-Line Supervisors of Fire Fighting and Prevention Workers (33-1021)	618	758	140	23%
First-Line Supervisors of Protective Service Workers, All Other (33-1099)	438	522	84	19%
Firefighters (33-2011)	2,006	2,341	335	17%
Fire Inspectors and Investigators (33-2021)	54	56	2	4%
Forest Fire Inspectors and Prevention Specialists (33-2022)	127	155	28	22%
Bailiffs (33-3011)	93	104	11	12%
Correctional Officers and Jailers (33-3012)	4,618	5,199	581	13%
Detectives and Criminal Investigators (33-3021)	460	506	46	10%

Occupation	2001 Jobs	2014 Jobs	Change	% Change
Fish and Game Wardens (33-3031)	88	105	17	19%
Parking Enforcement Workers (33-3041)	33	33	0	0%
Police and Sheriff's Patrol Officers (33-3051)	4,828	5,626	798	17%
Transit and Railroad Police (33-3052)	15	17	2	13%
Animal Control Workers (33-9011)	138	159	21	15%
Private Detectives and Investigators (33-9021)	170	225	55	32%
Gaming Surveillance Officers and Gaming Investigators (33-9031)	14	13	-1	-7%
Security Guards (33-9032)	5,577	6,139	562	10%
Crossing Guards (33-9091)	175	148	-27	-15%
Lifeguards, Ski Patrol, and Other Recreational Protective Service Workers (33-9092)	496	491	-5	-1%
Protective Service Workers, All Other (33-9099)	532	585	53	10%
Chefs and Head Cooks (35-1011)	587	711	124	21%
First-Line Supervisors of Food Preparation and Serving Workers (35-1012)	6,893	8,685	1,792	26%
Cooks, Fast Food (35-2011)	5,551	6,647	1,096	20%
Cooks, Institution and Cafeteria (35-2012)	5,300	6,385	1,085	20%
Cooks, Private Household (35-2013)	0	1	1	0%
Cooks, Restaurant (35-2014)	7,080	9,429	2,349	33%
Cooks, Short Order (35-2015)	594	609	15	3%
Cooks, All Other (35-2019)	62	71	9	15%
Food Preparation Workers (35-2021)	5,805	6,646	841	14%
Bartenders (35-3011)	1,741	2,093	352	20%
Combined Food Preparation and Serving Workers, Including Fast Food (35-3021)	22,914	28,441	5,527	24%
Counter Attendants, Cafeteria, Food Concession, and Coffee Shop (35-3022)	1,586	1,766	180	11%
Waiters and Waitresses (35-3031)	14,673	18,174	3,501	24%
Food Servers, Nonrestaurant (35-3041)	1,379	1,654	275	20%

Occupation	2001 Jobs	2014 Jobs	Change	% Change
Dining Room and Cafeteria Attendants and Bartender Helpers (35-9011)	1,415	1,626	211	15%
Dishwashers (35-9021)	2,793	3,300	507	18%
Hosts and Hostesses, Restaurant, Lounge, and Coffee Shop (35-9031)	1,501	1,876	375	25%
First-Line Supervisors of Housekeeping and Janitorial Workers (37-1011)	1,345	1,670	325	24%
First-Line Supervisors of Landscaping, Lawn Service, and Groundskeeping Workers (37-1012)	826	1,063	237	29%
Pest Control Workers (37-2021)	892	931	39	4%
Landscaping and Groundskeeping Workers (37-3011)	4,366	5,240	874	20%
Pesticide Handlers, Sprayers, and Applicators, Vegetation (37-3012)	253	248	-5	-2%
Tree Trimmers and Pruners (37-3013)	268	324	56	21%
Grounds Maintenance Workers, All Other (37-3019)	108	123	15	14%
Gaming Supervisors (39-1011)	28	32	4	14%
Slot Supervisors (39-1012)	21	19	-2	-10%
First-Line Supervisors of Personal Service Workers (39-1021)	904	1,182	278	31%
Animal Trainers (39-2011)	187	190	3	2%
Nonfarm Animal Caretakers (39-2021)	1,117	1,272	155	14%
Embalmers (39-4011)	140	122	-18	-13%
Funeral Attendants (39-4021)	358	307	-51	-14%
Morticians, Undertakers, and Funeral Directors (39-4031)	398	366	-32	-8%
Barbers (39-5011)	32	37	5	16%
Hairdressers, Hairstylists, and Cosmetologists (39-5012)	1,189	1,545	356	30%
Makeup Artists, Theatrical and Performance (39-5091)	3	3	0	0%
Manicurists and Pedicurists (39-5092)	157	170	13	8%
Shampooers (39-5093)	18	14	-4	-22%
Skincare Specialists (39-5094)	101	116	15	15%

Occupation	2001 Jobs	2014 Jobs	Change	% Change
Travel Guides (39-7012)	7	9	2	29%
Childcare Workers (39-9011)	5,967	6,886	919	15%
Personal Care Aides (39-9021)	6,031	16,337	10,306	171%
Fitness Trainers and Aerobics Instructors (39-9031)	1,329	1,168	-161	-12%
Recreation Workers (39-9032)	1,467	1,780	313	21%
Residential Advisors (39-9041)	592	827	235	40%
First-Line Supervisors of Retail Sales Workers (41-1011)	11,355	12,097	742	7%
First-Line Supervisors of Non-Retail Sales Workers (41-1012)	2,397	2,507	110	5%
Cashiers (41-2011)	33,089	32,880	-209	-1%
Gaming Change Persons and Booth Cashiers (41-2012)	26	24	-2	-8%
Counter and Rental Clerks (41-2021)	3,665	3,382	-283	-8%
Parts Salespersons (41-2022)	2,870	2,956	86	3%
Retail Salespersons (41-2031)	32,360	35,117	2,757	9%
Advertising Sales Agents (41-3011)	1,312	1,009	-303	-23%
Insurance Sales Agents (41-3021)	2,346	2,755	409	17%
Securities, Commodities, and Financial Services Sales Agents (41-3031)	1,458	1,410	-48	-3%
Travel Agents (41-3041)	300	159	-141	-47%
Sales Representatives, Services, All Other (41-3099)	4,043	3,967	-76	-2%
Sales Representatives, Wholesale and Manufacturing, Technical and Scientific Products (41-4011)	2,505	2,711	206	8%
Sales Representatives, Wholesale and Manufacturing, Except Technical and Scientific Products (41-4012)	13,527	13,211	-316	-2%
Demonstrators and Product Promoters (41-9011)	663	1,359	696	105%
Models (41-9012)	9	9	0	0%
Real Estate Brokers (41-9021)	130	126	-4	-3%
Real Estate Sales Agents (41-9022)	874	982	108	12%
Sales Engineers (41-9031)	318	238	-80	-25%

Occupation	2001 Jobs	2014 Jobs	Change	% Change
Telemarketers (41-9041)	1,687	2,344	657	39%
Door-to-Door Sales Workers, News and Street Vendors, and Related Workers (41-9091)	52	37	-15	-29%
Sales and Related Workers, All Other (41-9099)	594	656	62	10%
First-Line Supervisors of Office and Administrative Support Workers (43-1011)	12,786	14,038	1,252	10%
Switchboard Operators, Including Answering Service (43-2011)	766	743	-23	-3%
Telephone Operators (43-2021)	124	106	-18	-15%
Communications Equipment Operators, All Other (43-2099)	16	20	4	25%
Bill and Account Collectors (43-3011)	1,596	1,791	195	12%
Billing and Posting Clerks (43-3021)	3,362	3,887	525	16%
Bookkeeping, Accounting, and Auditing Clerks (43-3031)	12,325	11,953	-372	-3%
Gaming Cage Workers (43-3041)	13	11	-2	-15%
Payroll and Timekeeping Clerks (43-3051)	1,412	1,450	38	3%
Procurement Clerks (43-3061)	686	670	-16	-2%
Tellers (43-3071)	6,796	6,120	-676	-10%
Brokerage Clerks (43-4011)	180	170	-10	-6%
Correspondence Clerks (43-4021)	64	80	16	25%
Court, Municipal, and License Clerks (43-4031)	887	1,010	123	14%
Credit Authorizers, Checkers, and Clerks (43-4041)	167	163	-4	-2%
Customer Service Representatives (43-4051)	16,188	16,530	342	2%
Eligibility Interviewers, Government Programs (43-4061)	1,448	1,662	214	15%
File Clerks (43-4071)	666	676	10	2%
Hotel, Motel, and Resort Desk Clerks (43-4081)	2,225	2,391	166	7%
Interviewers, Except Eligibility and Loan (43-4111)	1,002	1,187	185	18%
Library Assistants, Clerical (43-4121)	521	597	76	15%
Loan Interviewers and Clerks (43-4131)	1,698	1,833	135	8%

Occupation	2001 Jobs	2014 Jobs	Change	% Change
New Accounts Clerks (43-4141)	499	457	-42	-8%
Order Clerks (43-4151)	1,204	1,010	-194	-16%
Human Resources Assistants, Except Payroll and Timekeeping (43-4161)	1,193	1,309	116	10%
Receptionists and Information Clerks (43-4171)	5,815	6,724	909	16%
Reservation and Transportation Ticket Agents and Travel Clerks (43-4181)	441	341	-100	-23%
Information and Record Clerks, All Other (43-4199)	837	914	77	9%
Cargo and Freight Agents (43-5011)	668	738	70	10%
Postal Service Clerks (43-5051)	1,331	1,011	-320	-24%
Postal Service Mail Carriers (43-5052)	3,876	2,785	-1,091	-28%
Postal Service Mail Sorters, Processors, and Processing Machine Operators (43-5053)	900	544	-356	-40%
Production, Planning, and Expediting Clerks (43-5061)	3,849	3,326	-523	-14%
Shipping, Receiving, and Traffic Clerks (43-5071)	5,769	4,382	-1,387	-24%
Stock Clerks and Order Fillers (43-5081)	16,810	16,664	-146	-1%
Weighers, Measurers, Checkers, and Samplers, Recordkeeping (43-5111)	878	746	-132	-15%
Executive Secretaries and Executive Administrative Assistants (43-6011)	3,011	2,950	-61	-2%
Legal Secretaries (43-6012)	1,076	1,131	55	5%
Medical Secretaries (43-6013)	2,769	3,328	559	20%
Secretaries and Administrative Assistants, Except Legal, Medical, and Executive (43-6014)	16,429	17,442	1,013	6%
Computer Operators (43-9011)	690	829	139	20%
Data Entry Keyers (43-9021)	1,158	1,224	66	6%
Word Processors and Typists (43-9022)	333	334	1	0%
Desktop Publishers (43-9031)	106	58	-48	-45%
Insurance Claims and Policy Processing Clerks (43-9041)	1,064	1,127	63	6%
Mail Clerks and Mail Machine Operators, Except Postal Service (43-9051)	811	767	-44	-5%

Occupation	2001 Jobs	2014 Jobs	Change	% Change
Office Clerks, General (43-9061)	25,364	27,068	1,704	7%
Office Machine Operators, Except Computer (43-9071)	279	270	-9	-3%
Proofreaders and Copy Markers (43-9081)	82	62	-20	-24%
Statistical Assistants (43-9111)	63	64	1	2%
Office and Administrative Support Workers, All Other (43-9199)	1,509	1,764	255	17%
Agricultural Inspectors (45-2011)	335	378	43	13%
Animal Breeders (45-2021)	35	31	-4	-11%
Graders and Sorters, Agricultural Products (45-2041)	1,634	1,355	-279	-17%
Fishers and Related Fishing Workers (45-3011)	14	14	0	0%
Forest and Conservation Workers (45-4011)	211	213	2	1%
Fallers (45-4021)	248	162	-86	-35%
Logging Equipment Operators (45-4022)	1,687	1,181	-506	-30%
Log Graders and Scalers (45-4023)	277	201	-76	-27%
Logging Workers, All Other (45-4029)	67	30	-37	-55%
First-Line Supervisors of Construction Trades and Extraction Workers (47-1011)	4,854	4,494	-360	-7%
Boilermakers (47-2011)	148	121	-27	-18%
Brickmasons and Blockmasons (47-2021)	619	485	-134	-22%
Stonemasons (47-2022)	94	75	-19	-20%
Carpenters (47-2031)	5,352	4,294	-1,058	-20%
Carpet Installers (47-2041)	179	176	-3	-2%
Floor Layers, Except Carpet, Wood, and Hard Tiles (47-2042)	44	46	2	5%
Floor Sanders and Finishers (47-2043)	89	102	13	15%
Tile and Marble Setters (47-2044)	100	89	-11	-11%
Cement Masons and Concrete Finishers (47-2051)	1,182	1,084	-98	-8%
Terrazzo Workers and Finishers (47-2053)	9	7	-2	-22%
Construction Laborers (47-2061)	7,982	6,838	-1,144	-14%

Occupation	2001 Jobs	2014 Jobs	Change	% Change
Paving, Surfacing, and Tamping Equipment Operators (47-2071)	1,022	948	-74	-7%
Pile-Driver Operators (47-2072)	28	14	-14	-50%
Operating Engineers and Other Construction Equipment Operators (47-2073)	3,518	3,245	-273	-8%
Drywall and Ceiling Tile Installers (47-2081)	713	497	-216	-30%
Tapers (47-2082)	58	24	-34	-59%
Electricians (47-2111)	5,001	4,971	-30	-1%
Glaziers (47-2121)	369	386	17	5%
Insulation Workers, Floor, Ceiling, and Wall (47-2131)	337	276	-61	-18%
Insulation Workers, Mechanical (47-2132)	147	153	6	4%
Painters, Construction and Maintenance (47-2141)	1,482	1,173	-309	-21%
Paperhangers (47-2142)	14	14	0	0%
Pipelayers (47-2151)	434	428	-6	-1%
Plumbers, Pipefitters, and Steamfitters (47-2152)	2,769	2,758	-11	0%
Plasterers and Stucco Masons (47-2161)	125	80	-45	-36%
Reinforcing Iron and Rebar Workers (47-2171)	90	77	-13	-14%
Roofers (47-2181)	530	646	116	22%
Sheet Metal Workers (47-2211)	1,326	1,166	-160	-12%
Structural Iron and Steel Workers (47-2221)	922	841	-81	-9%
Solar Photovoltaic Installers (47-2231)	30	27	-3	-10%
Helpers--Brickmasons, Blockmasons, Stonemasons, and Tile and Marble Setters (47-3011)	274	230	-44	-16%
Helpers--Carpenters (47-3012)	281	241	-40	-14%
Helpers--Electricians (47-3013)	283	299	16	6%
Helpers--Painters, Paperhangers, Plasterers, and Stucco Masons (47-3014)	220	192	-28	-13%
Helpers--Pipelayers, Plumbers, Pipefitters, and Steamfitters (47-3015)	411	415	4	1%
Helpers--Roofers (47-3016)	148	185	37	25%

Occupation	2001 Jobs	2014 Jobs	Change	% Change
Helpers, Construction Trades, All Other (47-3019)	276	274	-2	-1%
Construction and Building Inspectors (47-4011)	544	624	80	15%
Elevator Installers and Repairers (47-4021)	100	98	-2	-2%
Fence Erectors (47-4031)	171	170	-1	-1%
Hazardous Materials Removal Workers (47-4041)	174	245	71	41%
Highway Maintenance Workers (47-4051)	2,102	2,383	281	13%
Rail-Track Laying and Maintenance Equipment Operators (47-4061)	65	42	-23	-35%
Septic Tank Servicers and Sewer Pipe Cleaners (47-4071)	95	138	43	45%
Segmental Pavers (47-4091)	9	9	0	0%
Construction and Related Workers, All Other (47-4099)	149	137	-12	-8%
Derrick Operators, Oil and Gas (47-5011)	78	189	111	142%
Rotary Drill Operators, Oil and Gas (47-5012)	38	118	80	211%
Service Unit Operators, Oil, Gas, and Mining (47-5013)	361	754	393	109%
Earth Drillers, Except Oil and Gas (47-5021)	74	79	5	7%
Explosives Workers, Ordnance Handling Experts, and Blasters (47-5031)	95	117	22	23%
Continuous Mining Machine Operators (47-5041)	201	210	9	4%
Mine Cutting and Channeling Machine Operators (47-5042)	38	31	-7	-18%
Mining Machine Operators, All Other (47-5049)	8	8	0	0%
Roustabouts, Oil and Gas (47-5071)	399	616	217	54%
Extraction Workers, All Other (47-5099)	16	26	10	63%
First-Line Supervisors of Mechanics, Installers, and Repairers (49-1011)	4,774	4,620	-154	-3%
Computer, Automated Teller, and Office Machine Repairers (49-2011)	579	654	75	13%
Radio, Cellular, and Tower Equipment Installers and Repairs (49-2021)	90	61	-29	-32%

Occupation	2001 Jobs	2014 Jobs	Change	% Change
Telecommunications Equipment Installers and Repairers, Except Line Installers (49-2022)	2,744	2,099	-645	-24%
Avionics Technicians (49-2091)	128	111	-17	-13%
Electric Motor, Power Tool, and Related Repairers (49-2092)	218	248	30	14%
Electrical and Electronics Installers and Repairers, Transportation Equipment (49-2093)	68	79	11	16%
Electrical and Electronics Repairers, Commercial and Industrial Equipment (49-2094)	639	542	-97	-15%
Electrical and Electronics Repairers, Powerhouse, Substation, and Relay (49-2095)	139	125	-14	-10%
Electronic Equipment Installers and Repairers, Motor Vehicles (49-2096)	112	92	-20	-18%
Electronic Home Entertainment Equipment Installers and Repairers (49-2097)	196	212	16	8%
Security and Fire Alarm Systems Installers (49-2098)	497	551	54	11%
Aircraft Mechanics and Service Technicians (49-3011)	820	630	-190	-23%
Automotive Body and Related Repairers (49-3021)	1,305	1,212	-93	-7%
Automotive Glass Installers and Repairers (49-3022)	146	127	-19	-13%
Automotive Service Technicians and Mechanics (49-3023)	5,571	5,105	-466	-8%
Bus and Truck Mechanics and Diesel Engine Specialists (49-3031)	2,702	2,704	2	0%
Farm Equipment Mechanics and Service Technicians (49-3041)	785	782	-3	0%
Mobile Heavy Equipment Mechanics, Except Engines (49-3042)	1,073	1,013	-60	-6%
Rail Car Repairers (49-3043)	140	157	17	12%
Motorboat Mechanics and Service Technicians (49-3051)	137	163	26	19%
Motorcycle Mechanics (49-3052)	122	145	23	19%
Outdoor Power Equipment and Other Small Engine Mechanics (49-3053)	251	330	79	31%
Bicycle Repairers (49-3091)	55	92	37	67%
Recreational Vehicle Service Technicians (49-3092)	128	132	4	3%

Occupation	2001 Jobs	2014 Jobs	Change	% Change
Tire Repairers and Changers (49-3093)	1,221	1,250	29	2%
Mechanical Door Repairers (49-9011)	96	110	14	15%
Control and Valve Installers and Repairers, Except Mechanical Door (49-9012)	341	356	15	4%
Heating, Air Conditioning, and Refrigeration Mechanics and Installers (49-9021)	2,382	2,579	197	8%
Home Appliance Repairers (49-9031)	205	185	-20	-10%
Industrial Machinery Mechanics (49-9041)	5,020	4,762	-258	-5%
Maintenance Workers, Machinery (49-9043)	1,128	895	-233	-21%
Millwrights (49-9044)	521	486	-35	-7%
Refractory Materials Repairers, Except Brickmasons (49-9045)	25	27	2	8%
Electrical Power-Line Installers and Repairers (49-9051)	1,881	1,622	-259	-14%
Telecommunications Line Installers and Repairers (49-9052)	1,510	1,028	-482	-32%
Camera and Photographic Equipment Repairers (49-9061)	20	28	8	40%
Medical Equipment Repairers (49-9062)	351	423	72	21%
Musical Instrument Repairers and Tuners (49-9063)	32	30	-2	-6%
Watch Repairers (49-9064)	14	10	-4	-29%
Precision Instrument and Equipment Repairers, All Other (49-9069)	59	68	9	15%
Maintenance and Repair Workers, General (49-9071)	11,855	11,549	-306	-3%
Wind Turbine Service Technicians (49-9081)	12	23	11	92%
Coin, Vending, and Amusement Machine Servicers and Repairers (49-9091)	392	257	-135	-34%
Commercial Divers (49-9092)	21	12	-9	-43%
Locksmiths and Safe Repairers (49-9094)	59	95	36	61%
Manufactured Building and Mobile Home Installers (49-9095)	42	35	-7	-17%
Riggers (49-9096)	101	102	1	1%
Signal and Track Switch Repairers (49-9097)	33	33	0	0%

Occupation	2001 Jobs	2014 Jobs	Change	% Change
Helpers--Installation, Maintenance, and Repair Workers (49-9098)	1,098	1,065	-33	-3%
Installation, Maintenance, and Repair Workers, All Other (49-9099)	930	896	-34	-4%
First-Line Supervisors of Production and Operating Workers (51-1011)	10,579	8,081	-2,498	-24%
Aircraft Structure, Surfaces, Rigging, and Systems Assemblers (51-2011)	542	400	-142	-26%
Coil Winders, Tapers, and Finishers (51-2021)	667	498	-169	-25%
Electrical and Electronic Equipment Assemblers (51-2022)	2,469	1,168	-1,301	-53%
Electromechanical Equipment Assemblers (51-2023)	544	168	-376	-69%
Engine and Other Machine Assemblers (51-2031)	357	213	-144	-40%
Structural Metal Fabricators and Fitters (51-2041)	1,642	1,258	-384	-23%
Fiberglass Laminators and Fabricators (51-2091)	375	338	-37	-10%
Timing Device Assemblers and Adjusters (51-2093)	3	2	-1	-33%
Bakers (51-3011)	1,072	1,018	-54	-5%
Butchers and Meat Cutters (51-3021)	1,651	1,366	-285	-17%
Meat, Poultry, and Fish Cutters and Trimmers (51-3022)	8,436	6,838	-1,598	-19%
Slaughterers and Meat Packers (51-3023)	2,905	2,149	-756	-26%
Food and Tobacco Roasting, Baking, and Drying Machine Operators and Tenders (51-3091)	233	167	-66	-28%
Food Batchmakers (51-3092)	2,238	1,762	-476	-21%
Food Cooking Machine Operators and Tenders (51-3093)	1,040	887	-153	-15%
Computer-Controlled Machine Tool Operators, Metal and Plastic (51-4011)	1,486	1,129	-357	-24%
Computer Numerically Controlled Machine Tool Programmers, Metal and Plastic (51-4012)	202	150	-52	-26%
Extruding and Drawing Machine Setters, Operators, and Tenders, Metal and Plastic (51-4021)	1,409	1,063	-346	-25%
Forging Machine Setters, Operators, and Tenders, Metal and Plastic (51-4022)	211	139	-72	-34%

Occupation	2001 Jobs	2014 Jobs	Change	% Change
Rolling Machine Setters, Operators, and Tenders, Metal and Plastic (51-4023)	429	369	-60	-14%
Cutting, Punching, and Press Machine Setters, Operators, and Tenders, Metal and Plastic (51-4031)	4,053	2,739	-1,314	-32%
Drilling and Boring Machine Tool Setters, Operators, and Tenders, Metal and Plastic (51-4032)	178	125	-53	-30%
Grinding, Lapping, Polishing, and Buffing Machine Tool Setters, Operators, and Tenders, Metal and Plastic (51-4033)	887	624	-263	-30%
Lathe and Turning Machine Tool Setters, Operators, and Tenders, Metal and Plastic (51-4034)	519	381	-138	-27%
Milling and Planing Machine Setters, Operators, and Tenders, Metal and Plastic (51-4035)	211	148	-63	-30%
Machinists (51-4041)	3,236	2,594	-642	-20%
Model Makers, Metal and Plastic (51-4061)	81	43	-38	-47%
Patternmakers, Metal and Plastic (51-4062)	32	27	-5	-16%
Foundry Mold and Coremakers (51-4071)	100	119	19	19%
Multiple Machine Tool Setters, Operators, and Tenders, Metal and Plastic (51-4081)	2,280	1,652	-628	-28%
Tool and Die Makers (51-4111)	889	519	-370	-42%
Welders, Cutters, Solderers, and Brazers (51-4121)	5,727	4,574	-1,153	-20%
Welding, Soldering, and Brazing Machine Setters, Operators, and Tenders (51-4122)	1,025	841	-184	-18%
Heat Treating Equipment Setters, Operators, and Tenders, Metal and Plastic (51-4191)	478	411	-67	-14%
Layout Workers, Metal and Plastic (51-4192)	92	66	-26	-28%
Plating and Coating Machine Setters, Operators, and Tenders, Metal and Plastic (51-4193)	364	237	-127	-35%
Tool Grinders, Filers, and Sharpeners (51-4194)	241	185	-56	-23%
Metal Workers and Plastic Workers, All Other (51-4199)	293	202	-91	-31%
Prepress Technicians and Workers (51-5111)	357	247	-110	-31%
Printing Press Operators (51-5112)	1,977	1,479	-498	-25%
Laundry and Dry-Cleaning Workers (51-6011)	2,103	1,835	-268	-13%

Occupation	2001 Jobs	2014 Jobs	Change	% Change
Pressers, Textile, Garment, and Related Materials (51-6021)	624	423	-201	-32%
Sewing Machine Operators (51-6031)	3,223	1,067	-2,156	-67%
Shoe and Leather Workers and Repairers (51-6041)	199	90	-109	-55%
Shoe Machine Operators and Tenders (51-6042)	510	238	-272	-53%
Sewers, Hand (51-6051)	123	33	-90	-73%
Tailors, Dressmakers, and Custom Sewers (51-6052)	199	137	-62	-31%
Textile Bleaching and Dyeing Machine Operators and Tenders (51-6061)	51	19	-32	-63%
Textile Cutting Machine Setters, Operators, and Tenders (51-6062)	302	98	-204	-68%
Textile Knitting and Weaving Machine Setters, Operators, and Tenders (51-6063)	332	132	-200	-60%
Textile Winding, Twisting, and Drawing Out Machine Setters, Operators, and Tenders (51-6064)	121	32	-89	-74%
Extruding and Forming Machine Setters, Operators, and Tenders, Synthetic and Glass Fibers (51-6091)	160	95	-65	-41%
Fabric and Apparel Patternmakers (51-6092)	123	26	-97	-79%
Upholsterers (51-6093)	849	391	-458	-54%
Textile, Apparel, and Furnishings Workers, All Other (51-6099)	220	134	-86	-39%
Cabinetmakers and Bench Carpenters (51-7011)	2,430	1,277	-1,153	-47%
Furniture Finishers (51-7021)	408	203	-205	-50%
Model Makers, Wood (51-7031)	26	9	-17	-65%
Patternmakers, Wood (51-7032)	20	10	-10	-50%
Sawing Machine Setters, Operators, and Tenders, Wood (51-7041)	2,038	1,238	-800	-39%
Woodworking Machine Setters, Operators, and Tenders, Except Sawing (51-7042)	1,990	990	-1,000	-50%
Woodworkers, All Other (51-7099)	129	69	-60	-47%
Nuclear Power Reactor Operators (51-8011)	101	84	-17	-17%
Power Distributors and Dispatchers (51-8012)	207	251	44	21%
Power Plant Operators (51-8013)	221	283	62	28%

Occupation	2001 Jobs	2014 Jobs	Change	% Change
Stationary Engineers and Boiler Operators (51-8021)	354	311	-43	-12%
Water and Wastewater Treatment Plant and System Operators (51-8031)	1,595	1,849	254	16%
Chemical Plant and System Operators (51-8091)	328	220	-108	-33%
Gas Plant Operators (51-8092)	231	204	-27	-12%
Petroleum Pump System Operators, Refinery Operators, and Gaugers (51-8093)	516	643	127	25%
Plant and System Operators, All Other (51-8099)	111	102	-9	-8%
Chemical Equipment Operators and Tenders (51-9011)	1,248	1,072	-176	-14%
Mixing and Blending Machine Setters, Operators, and Tenders (51-9023)	1,935	1,765	-170	-9%
Inspectors, Testers, Sorters, Samplers, and Weighers (51-9061)	7,364	5,787	-1,577	-21%
Jewelers and Precious Stone and Metal Workers (51-9071)	191	164	-27	-14%
Dental Laboratory Technicians (51-9081)	517	412	-105	-20%
Medical Appliance Technicians (51-9082)	93	74	-19	-20%
Ophthalmic Laboratory Technicians (51-9083)	265	312	47	18%
Painters, Transportation Equipment (51-9122)	964	879	-85	-9%
Painting, Coating, and Decorating Workers (51-9123)	228	143	-85	-37%
Semiconductor Processors (51-9141)	153	100	-53	-35%
Etchers and Engravers (51-9194)	68	47	-21	-31%
Aircraft Cargo Handling Supervisors (53-1011)	36	32	-4	-11%
First-Line Supervisors of Helpers, Laborers, and Material Movers, Hand (53-1021)	1,671	1,409	-262	-16%
First-Line Supervisors of Transportation and Material-Moving Machine and Vehicle Operators (53-1031)	2,451	2,391	-60	-2%
Airline Pilots, Copilots, and Flight Engineers (53-2011)	268	122	-146	-54%
Commercial Pilots (53-2012)	697	700	3	0%
Air Traffic Controllers (53-2021)	105	107	2	2%

Occupation	2001 Jobs	2014 Jobs	Change	% Change
Airfield Operations Specialists (53-2022)	67	69	2	3%
Flight Attendants (53-2031)	309	98	-211	-68%
Ambulance Drivers and Attendants, Except Emergency Medical Technicians (53-3011)	48	62	14	29%
Bus Drivers, Transit and Intercity (53-3021)	437	398	-39	-9%
Bus Drivers, School or Special Client (53-3022)	4,861	5,703	842	17%
Driver/Sales Workers (53-3031)	2,871	2,898	27	1%
Heavy and Tractor-Trailer Truck Drivers (53-3032)	32,518	32,268	-250	-1%
Light Truck or Delivery Services Drivers (53-3033)	6,642	6,264	-378	-6%
Taxi Drivers and Chauffeurs (53-3041)	1,072	1,547	475	44%
Motor Vehicle Operators, All Other (53-3099)	238	260	22	9%
Railroad Brake, Signal, and Switch Operators (53- 4021)	43	40	-3	-7%
Railroad Conductors and Yardmasters (53-4031)	47	48	1	2%
Subway and Streetcar Operators (53-4041)	41	43	2	5%
Rail Transportation Workers, All Other (53-4099)	27	27	0	0%
Sailors and Marine Oilers (53-5011)	117	123	6	5%
Captains, Mates, and Pilots of Water Vessels (53- 5021)	106	105	-1	-1%
Motorboat Operators (53-5022)	11	9	-2	-18%
Ship Engineers (53-5031)	30	33	3	10%
Traffic Technicians (53-6041)	38	44	6	16%
Transportation Inspectors (53-6051)	118	114	-4	-3%
Transportation Workers, All Other (53-6099)	191	177	-14	-7%
Conveyor Operators and Tenders (53-7011)	495	410	-85	-17%
Crane and Tower Operators (53-7021)	469	464	-5	-1%
Dredge Operators (53-7031)	19	10	-9	-47%
Excavating and Loading Machine and Dragline Operators (53-7032)	478	409	-69	-14%

Occupation	2001 Jobs	2014 Jobs	Change	% Change
Loading Machine Operators, Underground Mining (53-7033)	10	11	1	10%
Hoist and Winch Operators (53-7041)	61	64	3	5%
Industrial Truck and Tractor Operators (53-7051)	7,681	6,079	-1,602	-21%
Gas Compressor and Gas Pumping Station Operators (53-7071)	60	36	-24	-40%
Pump Operators, Except Wellhead Pumpers (53-7072)	73	100	27	37%
Wellhead Pumpers (53-7073)	92	211	119	129%
Military occupations (55-9999)	0	0	0	0%

Percentile Earnings

\$10.21/hr

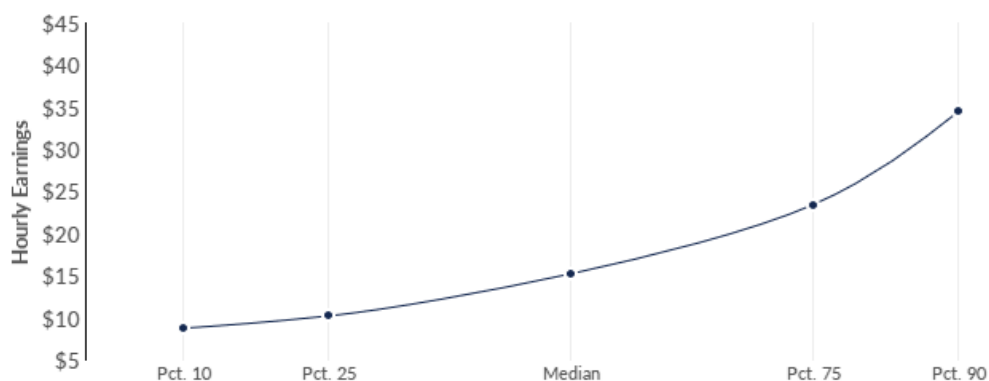
25th Percentile Earnings

\$15.22/hr

Median Earnings

\$23.43/hr

75th Percentile Earnings



Occupation	25th Percentile Earnings	Median Earnings	75th Percentile Earnings
Chief Executives (11-1011)	\$14.77	\$41.13	\$67.74
General and Operations Managers (11-1021)	\$19.53	\$31.30	\$50.74
Legislators (11-1031)	\$8.46	\$8.91	\$9.39
Advertising and Promotions Managers (11-2011)	\$30.75	\$44.75	\$70.66
Marketing Managers (11-2021)	\$41.76	\$57.30	\$82.63
Sales Managers (11-2022)	\$32.69	\$48.43	\$74.04
Public Relations and Fundraising Managers (11-2031)	\$19.10	\$34.63	\$58.43
Administrative Services Managers (11-3011)	\$27.24	\$36.08	\$48.65
Computer and Information Systems Managers (11-3021)	\$38.60	\$48.95	\$67.76
Financial Managers (11-3031)	\$25.61	\$40.42	\$58.07
Industrial Production Managers (11-3051)	\$33.44	\$41.27	\$53.21
Purchasing Managers (11-3061)	\$28.64	\$45.85	\$78.01
Transportation, Storage, and Distribution Managers (11-3071)	\$34.22	\$44.65	\$59.49
Compensation and Benefits Managers (11-3111)	\$31.83	\$60.77	\$83.28
Human Resources Managers (11-3121)	\$28.38	\$38.51	\$53.40

Occupation	25th Percentile Earnings	Median Earnings	75th Percentile Earnings
Training and Development Managers (11-3131)	\$20.97	\$33.81	\$44.95
Farmers, Ranchers, and Other Agricultural Managers (11-9013)	\$27.09	\$32.83	\$43.64
Construction Managers (11-9021)	\$26.73	\$33.19	\$42.73
Education Administrators, Preschool and Childcare Center/Program (11-9031)	\$14.84	\$21.02	\$28.64
Education Administrators, Elementary and Secondary School (11-9032)	\$32.52	\$37.30	\$43.62
Education Administrators, Postsecondary (11-9033)	\$27.16	\$38.84	\$57.56
Education Administrators, All Other (11-9039)	\$22.49	\$35.80	\$44.88
Architectural and Engineering Managers (11-9041)	\$41.20	\$52.61	\$62.75
Food Service Managers (11-9051)	\$16.64	\$21.08	\$27.59
Funeral Service Managers (11-9061)	\$20.18	\$29.56	\$44.90
Gaming Managers (11-9071)	\$23.35	\$29.93	\$40.10
Lodging Managers (11-9081)	\$16.20	\$25.08	\$30.18
Medical and Health Services Managers (11-9111)	\$28.31	\$35.40	\$45.45
Natural Sciences Managers (11-9121)	\$28.06	\$41.26	\$54.38
Postmasters and Mail Superintendents (11-9131)	\$30.99	\$35.75	\$39.42
Property, Real Estate, and Community Association Managers (11-9141)	\$12.48	\$16.82	\$23.21
Social and Community Service Managers (11-9151)	\$18.70	\$24.11	\$31.68
Emergency Management Directors (11-9161)	\$14.44	\$19.24	\$26.71
Managers, All Other (11-9199)	\$28.20	\$45.10	\$68.53
Agents and Business Managers of Artists, Performers, and Athletes (13-1011)	\$23.08	\$37.43	\$59.24
Buyers and Purchasing Agents, Farm Products (13-1021)	\$17.11	\$19.22	\$31.37
Wholesale and Retail Buyers, Except Farm Products (13-1022)	\$21.46	\$29.95	\$40.77
Purchasing Agents, Except Wholesale, Retail, and Farm Products (13-1023)	\$17.38	\$22.75	\$30.25

Occupation	25th Percentile Earnings	Median Earnings	75th Percentile Earnings
Claims Adjusters, Examiners, and Investigators (13-1031)	\$21.91	\$30.29	\$37.44
Insurance Appraisers, Auto Damage (13-1032)	\$30.56	\$38.27	\$47.49
Compliance Officers (13-1041)	\$17.18	\$23.85	\$30.60
Cost Estimators (13-1051)	\$20.74	\$25.79	\$32.17
Human Resources Specialists (13-1071)	\$17.63	\$23.33	\$30.45
Labor Relations Specialists (13-1075)	\$13.77	\$24.21	\$39.13
Logisticians (13-1081)	\$20.91	\$27.60	\$34.90
Management Analysts (13-1111)	\$15.40	\$25.22	\$36.44
Meeting, Convention, and Event Planners (13-1121)	\$13.37	\$17.20	\$21.90
Compensation, Benefits, and Job Analysis Specialists (13-1141)	\$16.04	\$19.41	\$27.44
Training and Development Specialists (13-1151)	\$18.27	\$23.63	\$30.02
Market Research Analysts and Marketing Specialists (13-1161)	\$18.78	\$28.50	\$38.40
Business Operations Specialists, All Other (13-1199)	\$22.13	\$30.51	\$41.77
Accountants and Auditors (13-2011)	\$22.06	\$28.44	\$37.46
Appraisers and Assessors of Real Estate (13-2021)	\$14.76	\$19.58	\$26.62
Budget Analysts (13-2031)	\$23.55	\$27.80	\$31.90
Credit Analysts (13-2041)	\$19.15	\$24.55	\$34.51
Financial Analysts (13-2051)	\$23.91	\$30.70	\$40.61
Personal Financial Advisors (13-2052)	\$22.07	\$35.26	\$64.01
Insurance Underwriters (13-2053)	\$20.91	\$24.60	\$31.43
Financial Examiners (13-2061)	\$25.53	\$36.51	\$40.85
Credit Counselors (13-2071)	\$16.46	\$18.57	\$25.76
Loan Officers (13-2072)	\$19.40	\$27.31	\$37.47
Tax Examiners and Collectors, and Revenue Agents (13-2081)	\$15.87	\$24.32	\$32.29
Tax Preparers (13-2082)	\$9.34	\$11.58	\$18.61

Occupation	25th Percentile Earnings	Median Earnings	75th Percentile Earnings
Financial Specialists, All Other (13-2099)	\$15.51	\$20.10	\$30.38
Computer and Information Research Scientists (15-1111)	\$49.62	\$63.14	\$75.48
Computer Systems Analysts (15-1121)	\$23.84	\$31.41	\$39.77
Information Security Analysts (15-1122)	\$33.19	\$39.08	\$45.42
Computer Programmers (15-1131)	\$27.79	\$33.67	\$39.63
Software Developers, Applications (15-1132)	\$32.57	\$40.10	\$50.36
Software Developers, Systems Software (15-1133)	\$27.44	\$33.52	\$40.00
Web Developers (15-1134)	\$19.09	\$25.87	\$35.86
Database Administrators (15-1141)	\$27.20	\$34.65	\$47.34
Network and Computer Systems Administrators (15-1142)	\$25.53	\$31.93	\$38.54
Computer Network Architects (15-1143)	\$32.93	\$41.60	\$52.95
Computer User Support Specialists (15-1151)	\$14.39	\$18.32	\$23.11
Computer Network Support Specialists (15-1152)	\$17.64	\$22.15	\$28.47
Computer Occupations, All Other (15-1199)	\$29.40	\$36.09	\$44.07
Actuaries (15-2011)	\$35.37	\$47.35	\$65.51
Mathematicians (15-2021)	\$12.84	\$18.65	\$21.78
Operations Research Analysts (15-2031)	\$19.93	\$27.07	\$36.33
Statisticians (15-2041)	\$18.40	\$26.27	\$37.24
Mathematical Technicians (15-2091)	\$15.95	\$21.75	\$27.89
Mathematical Science Occupations, All Other (15-2099)	\$8.78	\$14.99	\$22.67
Architects, Except Landscape and Naval (17-1011)	\$26.09	\$32.32	\$38.19
Landscape Architects (17-1012)	\$18.45	\$23.27	\$29.21
Cartographers and Photogrammetrists (17-1021)	\$18.59	\$26.31	\$33.97
Surveyors (17-1022)	\$14.55	\$20.03	\$25.64
Aerospace Engineers (17-2011)	\$24.28	\$30.99	\$37.62
Agricultural Engineers (17-2021)	\$25.78	\$30.90	\$46.47

Occupation	25th Percentile Earnings	Median Earnings	75th Percentile Earnings
Biomedical Engineers (17-2031)	\$24.42	\$27.88	\$33.64
Chemical Engineers (17-2041)	\$27.79	\$36.96	\$45.63
Civil Engineers (17-2051)	\$27.74	\$35.74	\$44.63
Computer Hardware Engineers (17-2061)	\$24.00	\$33.11	\$40.09
Electrical Engineers (17-2071)	\$30.48	\$38.31	\$47.39
Electronics Engineers, Except Computer (17-2072)	\$26.33	\$34.28	\$40.80
Environmental Engineers (17-2081)	\$33.55	\$43.98	\$54.34
Health and Safety Engineers, Except Mining Safety Engineers and Inspectors (17-2111)	\$27.27	\$32.93	\$41.18
Industrial Engineers (17-2112)	\$28.94	\$36.19	\$44.46
Marine Engineers and Naval Architects (17-2121)	\$21.17	\$27.09	\$34.40
Materials Engineers (17-2131)	\$39.26	\$44.83	\$47.60
Mechanical Engineers (17-2141)	\$25.70	\$32.32	\$42.90
Mining and Geological Engineers, Including Mining Safety Engineers (17-2151)	\$16.47	\$21.75	\$29.16
Nuclear Engineers (17-2161)	\$23.86	\$29.32	\$35.19
Petroleum Engineers (17-2171)	\$36.72	\$53.08	\$59.73
Engineers, All Other (17-2199)	\$20.18	\$29.22	\$45.64
Architectural and Civil Drafters (17-3011)	\$17.94	\$21.53	\$25.52
Electrical and Electronics Drafters (17-3012)	\$20.75	\$26.48	\$31.16
Mechanical Drafters (17-3013)	\$18.76	\$22.93	\$28.01
Drafters, All Other (17-3019)	\$15.11	\$19.24	\$23.50
Aerospace Engineering and Operations Technicians (17-3021)	\$23.17	\$27.31	\$30.40
Civil Engineering Technicians (17-3022)	\$19.27	\$22.83	\$29.55
Electrical and Electronics Engineering Technicians (17-3023)	\$22.55	\$29.29	\$34.78
Electro-Mechanical Technicians (17-3024)	\$12.48	\$15.83	\$19.67
Environmental Engineering Technicians (17-3025)	\$16.81	\$19.25	\$26.99

Occupation	25th Percentile Earnings	Median Earnings	75th Percentile Earnings
Industrial Engineering Technicians (17-3026)	\$18.23	\$21.56	\$24.92
Mechanical Engineering Technicians (17-3027)	\$17.87	\$22.00	\$26.50
Engineering Technicians, Except Drafters, All Other (17-3029)	\$22.62	\$27.39	\$30.82
Surveying and Mapping Technicians (17-3031)	\$12.90	\$16.80	\$21.61
Animal Scientists (19-1011)	\$11.86	\$15.40	\$19.36
Food Scientists and Technologists (19-1012)	\$27.23	\$34.92	\$47.07
Soil and Plant Scientists (19-1013)	\$27.91	\$36.62	\$46.70
Biochemists and Biophysicists (19-1021)	\$23.94	\$31.23	\$38.28
Microbiologists (19-1022)	\$23.50	\$35.27	\$48.71
Zoologists and Wildlife Biologists (19-1023)	\$19.88	\$23.82	\$28.17
Biological Scientists, All Other (19-1029)	\$28.24	\$34.18	\$40.59
Conservation Scientists (19-1031)	\$13.55	\$14.98	\$31.34
Foresters (19-1032)	\$21.07	\$26.69	\$33.20
Epidemiologists (19-1041)	\$24.18	\$28.94	\$34.25
Medical Scientists, Except Epidemiologists (19-1042)	\$32.05	\$45.23	\$73.42
Life Scientists, All Other (19-1099)	\$14.58	\$19.56	\$25.62
Astronomers (19-2011)	\$61.58	\$61.58	\$61.58
Physicists (19-2012)	\$41.95	\$57.95	\$72.14
Atmospheric and Space Scientists (19-2021)	\$31.03	\$40.56	\$47.14
Chemists (19-2031)	\$22.43	\$34.99	\$45.51
Materials Scientists (19-2032)	\$21.00	\$29.01	\$35.22
Environmental Scientists and Specialists, Including Health (19-2041)	\$22.14	\$26.98	\$30.54
Geoscientists, Except Hydrologists and Geographers (19-2042)	\$18.90	\$24.04	\$31.34
Hydrologists (19-2043)	\$26.18	\$32.93	\$38.47
Physical Scientists, All Other (19-2099)	\$30.24	\$44.00	\$53.28
Economists (19-3011)	\$25.34	\$28.71	\$37.95

Occupation	25th Percentile Earnings	Median Earnings	75th Percentile Earnings
Survey Researchers (19-3022)	\$17.13	\$20.05	\$23.85
Clinical, Counseling, and School Psychologists (19-3031)	\$21.48	\$28.54	\$36.93
Industrial-Organizational Psychologists (19-3032)	\$58.33	\$58.33	\$58.33
Psychologists, All Other (19-3039)	\$32.29	\$44.66	\$48.72
Sociologists (19-3041)	\$46.68	\$46.68	\$46.68
Urban and Regional Planners (19-3051)	\$16.47	\$23.26	\$29.72
Anthropologists and Archaeologists (19-3091)	\$18.84	\$29.67	\$34.18
Geographers (19-3092)	\$41.33	\$41.33	\$41.33
Historians (19-3093)	\$9.75	\$14.43	\$19.70
Political Scientists (19-3094)	\$23.31	\$23.31	\$23.31
Social Scientists and Related Workers, All Other (19-3099)	\$17.41	\$22.32	\$26.96
Agricultural and Food Science Technicians (19-4011)	\$14.00	\$17.67	\$22.16
Biological Technicians (19-4021)	\$15.41	\$18.61	\$24.40
Chemical Technicians (19-4031)	\$14.51	\$17.76	\$22.21
Geological and Petroleum Technicians (19-4041)	\$15.85	\$19.40	\$26.80
Nuclear Technicians (19-4051)	\$17.58	\$22.25	\$25.07
Social Science Research Assistants (19-4061)	\$18.47	\$22.72	\$28.02
Environmental Science and Protection Technicians, Including Health (19-4091)	\$13.73	\$16.62	\$25.81
Forensic Science Technicians (19-4092)	\$15.55	\$18.61	\$21.30
Forest and Conservation Technicians (19-4093)	\$15.54	\$21.17	\$24.38
Life, Physical, and Social Science Technicians, All Other (19-4099)	\$17.11	\$22.67	\$27.77
Substance Abuse and Behavioral Disorder Counselors (21-1011)	\$12.26	\$16.13	\$19.10
Educational, Guidance, School, and Vocational Counselors (21-1012)	\$20.91	\$25.95	\$30.20
Marriage and Family Therapists (21-1013)	\$20.64	\$24.32	\$30.71

Occupation	25th Percentile Earnings	Median Earnings	75th Percentile Earnings
Mental Health Counselors (21-1014)	\$21.02	\$24.85	\$28.80
Rehabilitation Counselors (21-1015)	\$14.06	\$16.92	\$20.37
Counselors, All Other (21-1019)	\$14.67	\$17.10	\$19.23
Child, Family, and School Social Workers (21-1021)	\$14.95	\$15.98	\$19.21
Healthcare Social Workers (21-1022)	\$14.94	\$19.84	\$26.98
Mental Health and Substance Abuse Social Workers (21-1023)	\$14.00	\$18.52	\$23.66
Social Workers, All Other (21-1029)	\$14.98	\$17.02	\$31.34
Health Educators (21-1091)	\$14.05	\$18.47	\$27.39
Probation Officers and Correctional Treatment Specialists (21-1092)	\$15.69	\$17.45	\$19.73
Social and Human Service Assistants (21-1093)	\$10.34	\$12.76	\$16.07
Community Health Workers (21-1094)	\$13.07	\$16.33	\$21.25
Community and Social Service Specialists, All Other (21-1099)	\$9.33	\$12.60	\$16.44
Clergy (21-2011)	\$12.97	\$19.07	\$26.98
Directors, Religious Activities and Education (21-2021)	\$13.54	\$16.07	\$19.42
Religious Workers, All Other (21-2099)	\$9.41	\$13.49	\$19.57
Lawyers (23-1011)	\$28.40	\$40.42	\$63.96
Judicial Law Clerks (23-1012)	\$15.54	\$26.50	\$28.94
Administrative Law Judges, Adjudicators, and Hearing Officers (23-1021)	\$8.66	\$9.33	\$29.87
Arbitrators, Mediators, and Conciliators (23-1022)	\$20.47	\$29.17	\$41.93
Judges, Magistrate Judges, and Magistrates (23-1023)	\$18.44	\$68.05	\$77.79
Paralegals and Legal Assistants (23-2011)	\$14.40	\$17.56	\$22.10
Court Reporters (23-2091)	\$15.63	\$21.31	\$26.21
Title Examiners, Abstractors, and Searchers (23-2093)	\$12.56	\$15.02	\$18.59
Legal Support Workers, All Other (23-2099)	\$16.46	\$19.51	\$23.77
Postsecondary Teachers (25-1099)	\$19.41	\$26.86	\$38.17

Occupation	25th Percentile Earnings	Median Earnings	75th Percentile Earnings
Preschool Teachers, Except Special Education (25-2011)	\$9.59	\$13.82	\$19.89
Kindergarten Teachers, Except Special Education (25-2012)	\$19.35	\$21.96	\$24.66
Elementary School Teachers, Except Special Education (25-2021)	\$19.28	\$22.21	\$25.65
Middle School Teachers, Except Special and Career/Technical Education (25-2022)	\$20.03	\$22.84	\$26.76
Career/Technical Education Teachers, Middle School (25-2023)	\$20.19	\$24.45	\$27.98
Secondary School Teachers, Except Special and Career/Technical Education (25-2031)	\$20.15	\$23.50	\$27.82
Career/Technical Education Teachers, Secondary School (25-2032)	\$21.16	\$25.00	\$29.25
Special Education Teachers, Preschool (25-2051)	\$11.63	\$15.97	\$23.14
Special Education Teachers, Kindergarten and Elementary School (25-2052)	\$19.88	\$22.96	\$26.97
Special Education Teachers, Middle School (25-2053)	\$20.77	\$23.84	\$28.15
Special Education Teachers, Secondary School (25-2054)	\$21.05	\$24.32	\$28.68
Special Education Teachers, All Other (25-2059)	\$12.83	\$20.15	\$28.25
Adult Basic and Secondary Education and Literacy Teachers and Instructors (25-3011)	\$19.06	\$24.08	\$28.00
Self-Enrichment Education Teachers (25-3021)	\$9.23	\$14.57	\$22.70
Substitute Teachers (25-3098)	\$8.11	\$11.96	\$14.05
Teachers and Instructors, All Other (25-3099)	\$15.27	\$22.14	\$32.16
Archivists (25-4011)	\$17.03	\$22.00	\$37.55
Curators (25-4012)	\$17.97	\$20.36	\$25.28
Museum Technicians and Conservators (25-4013)	\$10.28	\$12.25	\$15.62
Librarians (25-4021)	\$20.88	\$25.09	\$29.28
Library Technicians (25-4031)	\$9.59	\$11.80	\$14.46
Audio-Visual and Multimedia Collections Specialists (25-9011)	\$18.58	\$21.81	\$25.19

Occupation	25th Percentile Earnings	Median Earnings	75th Percentile Earnings
Farm and Home Management Advisors (25-9021)	\$20.46	\$25.31	\$32.49
Instructional Coordinators (25-9031)	\$21.21	\$26.96	\$32.72
Teacher Assistants (25-9041)	\$8.55	\$9.11	\$10.49
Education, Training, and Library Workers, All Other (25-9099)	\$16.21	\$19.62	\$26.94
Art Directors (27-1011)	\$24.51	\$28.91	\$38.53
Craft Artists (27-1012)	\$8.79	\$9.19	\$12.11
Fine Artists, Including Painters, Sculptors, and Illustrators (27-1013)	\$8.44	\$8.88	\$9.33
Multimedia Artists and Animators (27-1014)	\$14.49	\$18.75	\$26.28
Artists and Related Workers, All Other (27-1019)	\$8.30	\$10.97	\$14.49
Commercial and Industrial Designers (27-1021)	\$26.48	\$34.36	\$39.26
Fashion Designers (27-1022)	\$15.77	\$21.02	\$27.87
Floral Designers (27-1023)	\$9.41	\$10.94	\$13.38
Graphic Designers (27-1024)	\$13.87	\$17.11	\$21.65
Interior Designers (27-1025)	\$14.79	\$18.54	\$24.36
Merchandise Displayers and Window Trimmers (27-1026)	\$11.19	\$13.80	\$18.71
Set and Exhibit Designers (27-1027)	\$21.25	\$27.78	\$37.32
Designers, All Other (27-1029)	\$19.61	\$29.10	\$41.19
Actors (27-2011)	\$14.19	\$21.20	\$46.97
Producers and Directors (27-2012)	\$16.81	\$21.35	\$25.23
Athletes and Sports Competitors (27-2021)	\$15.29	\$26.00	\$48.50
Coaches and Scouts (27-2022)	\$11.45	\$19.19	\$29.03
Umpires, Referees, and Other Sports Officials (27-2023)	\$11.98	\$13.98	\$20.26
Dancers (27-2031)	\$10.78	\$14.51	\$18.25
Choreographers (27-2032)	\$18.41	\$26.29	\$35.34
Music Directors and Composers (27-2041)	\$20.41	\$23.61	\$28.62

Occupation	25th Percentile Earnings	Median Earnings	75th Percentile Earnings
Musicians and Singers (27-2042)	\$9.31	\$24.80	\$39.16
Entertainers and Performers, Sports and Related Workers, All Other (27-2099)	\$14.04	\$19.66	\$29.10
Radio and Television Announcers (27-3011)	\$8.81	\$10.70	\$16.12
Public Address System and Other Announcers (27-3012)	\$11.66	\$15.77	\$25.44
Broadcast News Analysts (27-3021)	\$19.69	\$28.05	\$39.86
Reporters and Correspondents (27-3022)	\$10.55	\$12.52	\$18.15
Public Relations Specialists (27-3031)	\$16.27	\$21.46	\$29.69
Editors (27-3041)	\$16.48	\$20.50	\$24.51
Technical Writers (27-3042)	\$17.97	\$23.15	\$28.48
Writers and Authors (27-3043)	\$16.46	\$19.66	\$26.25
Interpreters and Translators (27-3091)	\$10.89	\$15.37	\$21.21
Media and Communication Workers, All Other (27-3099)	\$9.74	\$10.90	\$11.52
Audio and Video Equipment Technicians (27-4011)	\$11.22	\$15.15	\$17.90
Broadcast Technicians (27-4012)	\$10.28	\$18.10	\$23.98
Radio Operators (27-4013)	\$9.60	\$13.03	\$15.65
Sound Engineering Technicians (27-4014)	\$17.46	\$21.70	\$32.00
Photographers (27-4021)	\$10.88	\$14.38	\$17.73
Camera Operators, Television, Video, and Motion Picture (27-4031)	\$14.62	\$23.11	\$33.51
Film and Video Editors (27-4032)	\$15.19	\$18.76	\$23.19
Media and Communication Equipment Workers, All Other (27-4099)	\$13.27	\$17.40	\$20.83
Chiropractors (29-1011)	\$12.63	\$16.59	\$33.68
Dentists, General (29-1021)	\$51.02	\$79.82	\$96.25
Oral and Maxillofacial Surgeons (29-1022)	\$65.30	\$73.93	\$105.25
Orthodontists (29-1023)	\$97.01	\$97.75	\$134.62
Prosthodontists (29-1024)	\$28.41	\$36.01	\$54.98

Occupation	25th Percentile Earnings	Median Earnings	75th Percentile Earnings
Dentists, All Other Specialists (29-1029)	\$21.43	\$38.91	\$44.24
Dietitians and Nutritionists (29-1031)	\$20.58	\$25.89	\$31.11
Optometrists (29-1041)	\$35.29	\$45.70	\$61.35
Pharmacists (29-1051)	\$52.44	\$57.67	\$63.44
Anesthesiologists (29-1061)	\$80.23	\$90.00	\$114.17
Family and General Practitioners (29-1062)	\$66.80	\$98.71	\$110.45
Internists, General (29-1063)	\$90.00	\$118.00	\$138.78
Obstetricians and Gynecologists (29-1064)	\$79.06	\$90.00	\$126.98
Pediatricians, General (29-1065)	\$62.88	\$84.26	\$97.79
Psychiatrists (29-1066)	\$26.55	\$34.29	\$62.05
Surgeons (29-1067)	\$93.61	\$94.95	\$135.63
Physicians and Surgeons, All Other (29-1069)	\$29.51	\$91.52	\$94.53
Physician Assistants (29-1071)	\$17.43	\$35.81	\$49.11
Podiatrists (29-1081)	\$49.80	\$85.84	\$108.97
Occupational Therapists (29-1122)	\$29.35	\$37.82	\$49.54
Physical Therapists (29-1123)	\$27.61	\$37.92	\$46.83
Radiation Therapists (29-1124)	\$25.99	\$31.43	\$41.99
Recreational Therapists (29-1125)	\$14.30	\$20.96	\$30.24
Respiratory Therapists (29-1126)	\$19.55	\$22.79	\$27.24
Speech-Language Pathologists (29-1127)	\$25.30	\$30.50	\$46.49
Exercise Physiologists (29-1128)	\$21.83	\$31.98	\$36.08
Therapists, All Other (29-1129)	\$21.94	\$29.13	\$37.98
Veterinarians (29-1131)	\$21.92	\$31.32	\$41.33
Registered Nurses (29-1141)	\$22.79	\$27.26	\$31.86
Nurse Anesthetists (29-1151)	\$58.84	\$72.83	\$89.72
Nurse Midwives (29-1161)	\$18.46	\$21.18	\$25.25
Nurse Practitioners (29-1171)	\$36.90	\$43.36	\$48.91

Occupation	25th Percentile Earnings	Median Earnings	75th Percentile Earnings
Audiologists (29-1181)	\$29.38	\$33.04	\$36.11
Health Diagnosing and Treating Practitioners, All Other (29-1199)	\$24.87	\$29.19	\$42.10
Medical and Clinical Laboratory Technologists (29-2011)	\$20.08	\$24.75	\$28.60
Medical and Clinical Laboratory Technicians (29-2012)	\$12.68	\$16.34	\$19.93
Dental Hygienists (29-2021)	\$26.04	\$32.29	\$36.93
Cardiovascular Technologists and Technicians (29-2031)	\$13.04	\$18.99	\$24.92
Diagnostic Medical Sonographers (29-2032)	\$24.86	\$29.36	\$34.50
Nuclear Medicine Technologists (29-2033)	\$28.54	\$33.09	\$37.41
Radiologic Technologists (29-2034)	\$18.39	\$22.38	\$27.27
Magnetic Resonance Imaging Technologists (29-2035)	\$21.24	\$25.12	\$30.75
Emergency Medical Technicians and Paramedics (29-2041)	\$9.78	\$12.78	\$16.74
Dietetic Technicians (29-2051)	\$10.63	\$12.35	\$15.21
Pharmacy Technicians (29-2052)	\$10.95	\$13.23	\$16.03
Psychiatric Technicians (29-2053)	\$10.08	\$11.56	\$13.98
Respiratory Therapy Technicians (29-2054)	\$18.05	\$20.97	\$23.84
Surgical Technologists (29-2055)	\$15.92	\$18.88	\$22.87
Veterinary Technologists and Technicians (29-2056)	\$10.69	\$12.72	\$14.31
Ophthalmic Medical Technicians (29-2057)	\$10.63	\$12.60	\$14.90
Licensed Practical and Licensed Vocational Nurses (29-2061)	\$15.49	\$17.65	\$20.13
Medical Records and Health Information Technicians (29-2071)	\$11.75	\$14.85	\$18.91
Opticians, Dispensing (29-2081)	\$13.48	\$16.40	\$20.92
Orthotists and Prosthetists (29-2091)	\$21.10	\$25.73	\$30.26
Hearing Aid Specialists (29-2092)	\$9.19	\$16.45	\$18.95
Health Technologists and Technicians, All Other (29-2099)	\$13.41	\$17.33	\$23.93

Occupation	25th Percentile Earnings	Median Earnings	75th Percentile Earnings
Occupational Health and Safety Specialists (29-9011)	\$18.87	\$27.95	\$37.03
Occupational Health and Safety Technicians (29-9012)	\$14.19	\$20.66	\$29.35
Athletic Trainers (29-9091)	\$9.48	\$19.91	\$24.08
Genetic Counselors (29-9092)	\$21.12	\$25.81	\$31.34
Healthcare Practitioners and Technical Workers, All Other (29-9099)	\$15.42	\$21.13	\$25.31
Home Health Aides (31-1011)	\$8.56	\$9.59	\$10.83
Psychiatric Aides (31-1013)	\$9.03	\$10.64	\$12.81
Nursing Assistants (31-1014)	\$9.59	\$10.73	\$11.83
Orderlies (31-1015)	\$9.37	\$10.89	\$13.22
Occupational Therapy Assistants (31-2011)	\$26.39	\$31.81	\$37.45
Occupational Therapy Aides (31-2012)	\$9.87	\$11.15	\$12.70
Physical Therapist Assistants (31-2021)	\$22.79	\$27.35	\$31.64
Physical Therapist Aides (31-2022)	\$10.57	\$12.83	\$14.18
Massage Therapists (31-9011)	\$13.38	\$18.72	\$24.40
Dental Assistants (31-9091)	\$12.33	\$15.26	\$18.39
Medical Assistants (31-9092)	\$11.84	\$13.63	\$15.63
Medical Equipment Preparers (31-9093)	\$12.07	\$14.45	\$17.98
Medical Transcriptionists (31-9094)	\$12.29	\$14.85	\$17.54
Pharmacy Aides (31-9095)	\$8.67	\$9.35	\$11.38
Veterinary Assistants and Laboratory Animal Caretakers (31-9096)	\$8.94	\$10.08	\$11.60
Phlebotomists (31-9097)	\$11.21	\$13.21	\$15.11
Healthcare Support Workers, All Other (31-9099)	\$14.21	\$17.77	\$21.36
First-Line Supervisors of Correctional Officers (33-1011)	\$16.91	\$22.29	\$27.43
First-Line Supervisors of Police and Detectives (33-1012)	\$19.30	\$24.43	\$31.13
First-Line Supervisors of Fire Fighting and Prevention Workers (33-1021)	\$20.49	\$25.34	\$31.32

Occupation	25th Percentile Earnings	Median Earnings	75th Percentile Earnings
First-Line Supervisors of Protective Service Workers, All Other (33-1099)	\$14.42	\$19.35	\$27.17
Firefighters (33-2011)	\$12.28	\$16.32	\$21.43
Fire Inspectors and Investigators (33-2021)	\$14.93	\$21.59	\$27.37
Forest Fire Inspectors and Prevention Specialists (33-2022)	\$15.20	\$16.33	\$17.55
Bailiffs (33-3011)	\$13.15	\$15.55	\$20.86
Correctional Officers and Jailers (33-3012)	\$13.90	\$15.96	\$17.98
Detectives and Criminal Investigators (33-3021)	\$17.14	\$20.61	\$30.81
Fish and Game Wardens (33-3031)	\$18.25	\$20.22	\$21.59
Parking Enforcement Workers (33-3041)	\$9.84	\$12.92	\$15.07
Police and Sheriff's Patrol Officers (33-3051)	\$14.11	\$17.69	\$22.38
Transit and Railroad Police (33-3052)	\$18.26	\$20.06	\$20.76
Animal Control Workers (33-9011)	\$11.25	\$13.43	\$15.16
Private Detectives and Investigators (33-9021)	\$8.87	\$10.79	\$21.30
Gaming Surveillance Officers and Gaming Investigators (33-9031)	\$9.45	\$10.38	\$10.97
Security Guards (33-9032)	\$9.05	\$10.79	\$14.23
Crossing Guards (33-9091)	\$8.51	\$9.03	\$9.96
Lifeguards, Ski Patrol, and Other Recreational Protective Service Workers (33-9092)	\$8.50	\$9.00	\$9.50
Protective Service Workers, All Other (33-9099)	\$9.14	\$12.90	\$18.57
Chefs and Head Cooks (35-1011)	\$14.00	\$17.44	\$25.13
First-Line Supervisors of Food Preparation and Serving Workers (35-1012)	\$10.02	\$12.25	\$15.82
Cooks, Fast Food (35-2011)	\$8.43	\$8.86	\$9.30
Cooks, Institution and Cafeteria (35-2012)	\$8.58	\$9.16	\$10.50
Cooks, Private Household (35-2013)	\$11.00	\$14.95	\$25.72
Cooks, Restaurant (35-2014)	\$8.90	\$9.98	\$11.71
Cooks, Short Order (35-2015)	\$8.60	\$9.19	\$10.67

Occupation	25th Percentile Earnings	Median Earnings	75th Percentile Earnings
Cooks, All Other (35-2019)	\$8.96	\$11.77	\$13.40
Food Preparation Workers (35-2021)	\$8.51	\$9.04	\$9.65
Bartenders (35-3011)	\$8.52	\$9.04	\$9.83
Combined Food Preparation and Serving Workers, Including Fast Food (35-3021)	\$8.44	\$8.88	\$9.33
Counter Attendants, Cafeteria, Food Concession, and Coffee Shop (35-3022)	\$8.52	\$9.04	\$9.61
Waiters and Waitresses (35-3031)	\$8.43	\$8.87	\$9.32
Food Servers, Nonrestaurant (35-3041)	\$8.50	\$9.00	\$9.53
Dining Room and Cafeteria Attendants and Bartender Helpers (35-9011)	\$8.45	\$8.91	\$9.39
Dishwashers (35-9021)	\$8.47	\$8.94	\$9.44
Hosts and Hostesses, Restaurant, Lounge, and Coffee Shop (35-9031)	\$8.46	\$8.93	\$9.42
First-Line Supervisors of Housekeeping and Janitorial Workers (37-1011)	\$11.15	\$14.15	\$18.03
First-Line Supervisors of Landscaping, Lawn Service, and Groundskeeping Workers (37-1012)	\$14.78	\$17.62	\$22.47
Pest Control Workers (37-2021)	\$11.54	\$13.95	\$17.78
Landscaping and Groundskeeping Workers (37-3011)	\$9.70	\$11.05	\$12.87
Pesticide Handlers, Sprayers, and Applicators, Vegetation (37-3012)	\$9.82	\$13.49	\$14.98
Tree Trimmers and Pruners (37-3013)	\$10.92	\$12.18	\$15.26
Grounds Maintenance Workers, All Other (37-3019)	\$12.71	\$14.53	\$15.78
Gaming Supervisors (39-1011)	\$13.96	\$16.99	\$21.07
Slot Supervisors (39-1012)	\$10.08	\$10.08	\$10.08
First-Line Supervisors of Personal Service Workers (39-1021)	\$11.89	\$14.20	\$17.74
Animal Trainers (39-2011)	\$8.85	\$11.07	\$14.72
Nonfarm Animal Caretakers (39-2021)	\$8.60	\$9.21	\$11.04
Embalmers (39-4011)	\$19.77	\$22.06	\$24.38
Funeral Attendants (39-4021)	\$8.62	\$9.24	\$10.53

Occupation	25th Percentile Earnings	Median Earnings	75th Percentile Earnings
Morticians, Undertakers, and Funeral Directors (39-4031)	\$14.74	\$18.94	\$23.84
Barbers (39-5011)	\$9.33	\$11.00	\$11.97
Hairdressers, Hairstylists, and Cosmetologists (39-5012)	\$8.84	\$10.16	\$13.33
Makeup Artists, Theatrical and Performance (39-5091)	\$14.33	\$14.33	\$14.33
Manicurists and Pedicurists (39-5092)	\$8.77	\$9.54	\$11.67
Shampooers (39-5093)	\$8.02	\$8.26	\$8.27
Skincare Specialists (39-5094)	\$14.76	\$20.36	\$22.68
Travel Guides (39-7012)	\$8.68	\$8.82	\$10.72
Childcare Workers (39-9011)	\$8.54	\$9.08	\$9.88
Personal Care Aides (39-9021)	\$8.52	\$9.11	\$10.03
Fitness Trainers and Aerobics Instructors (39-9031)	\$9.30	\$13.22	\$21.09
Recreation Workers (39-9032)	\$8.65	\$9.30	\$11.62
Residential Advisors (39-9041)	\$10.06	\$11.40	\$14.12
First-Line Supervisors of Retail Sales Workers (41-1011)	\$11.93	\$15.69	\$20.69
First-Line Supervisors of Non-Retail Sales Workers (41-1012)	\$19.49	\$30.32	\$45.20
Cashiers (41-2011)	\$8.51	\$9.01	\$9.62
Gaming Change Persons and Booth Cashiers (41-2012)	\$13.60	\$14.49	\$16.79
Counter and Rental Clerks (41-2021)	\$8.88	\$9.89	\$12.82
Parts Salespersons (41-2022)	\$9.09	\$11.74	\$15.56
Retail Salespersons (41-2031)	\$8.81	\$9.72	\$12.52
Advertising Sales Agents (41-3011)	\$14.31	\$19.04	\$26.76
Insurance Sales Agents (41-3021)	\$14.26	\$18.44	\$27.75
Securities, Commodities, and Financial Services Sales Agents (41-3031)	\$17.17	\$25.12	\$42.01
Travel Agents (41-3041)	\$11.52	\$15.27	\$18.84
Sales Representatives, Services, All Other (41-3099)	\$11.87	\$17.10	\$25.03

Occupation	25th Percentile Earnings	Median Earnings	75th Percentile Earnings
Sales Representatives, Wholesale and Manufacturing, Technical and Scientific Products (41-4011)	\$21.96	\$28.30	\$36.53
Sales Representatives, Wholesale and Manufacturing, Except Technical and Scientific Products (41-4012)	\$16.13	\$23.85	\$34.65
Demonstrators and Product Promoters (41-9011)	\$12.64	\$13.58	\$17.53
Models (41-9012)	\$12.62	\$13.31	\$23.44
Real Estate Brokers (41-9021)	\$14.73	\$21.70	\$44.60
Real Estate Sales Agents (41-9022)	\$11.35	\$14.04	\$18.70
Sales Engineers (41-9031)	\$32.27	\$44.24	\$56.43
Telemarketers (41-9041)	\$8.73	\$9.47	\$11.04
Door-to-Door Sales Workers, News and Street Vendors, and Related Workers (41-9091)	\$13.94	\$14.82	\$17.42
Sales and Related Workers, All Other (41-9099)	\$13.84	\$18.61	\$26.60
First-Line Supervisors of Office and Administrative Support Workers (43-1011)	\$16.72	\$21.49	\$27.84
Switchboard Operators, Including Answering Service (43-2011)	\$10.40	\$12.23	\$14.83
Telephone Operators (43-2021)	\$17.23	\$22.14	\$32.91
Communications Equipment Operators, All Other (43-2099)	\$9.28	\$12.08	\$15.53
Bill and Account Collectors (43-3011)	\$12.73	\$14.84	\$17.88
Billing and Posting Clerks (43-3021)	\$12.42	\$14.40	\$17.25
Bookkeeping, Accounting, and Auditing Clerks (43-3031)	\$13.15	\$16.12	\$19.76
Gaming Cage Workers (43-3041)	\$9.09	\$10.20	\$10.66
Payroll and Timekeeping Clerks (43-3051)	\$13.80	\$16.71	\$20.06
Procurement Clerks (43-3061)	\$16.67	\$19.89	\$23.97
Tellers (43-3071)	\$10.10	\$11.41	\$13.26
Brokerage Clerks (43-4011)	\$15.14	\$18.18	\$22.69
Correspondence Clerks (43-4021)	\$13.45	\$15.20	\$17.71
Court, Municipal, and License Clerks (43-4031)	\$11.06	\$13.44	\$16.48

Occupation	25th Percentile Earnings	Median Earnings	75th Percentile Earnings
Credit Authorizers, Checkers, and Clerks (43-4041)	\$11.55	\$14.43	\$18.13
Customer Service Representatives (43-4051)	\$11.52	\$14.01	\$17.80
Eligibility Interviewers, Government Programs (43-4061)	\$14.21	\$14.72	\$17.95
File Clerks (43-4071)	\$9.73	\$11.86	\$14.41
Hotel, Motel, and Resort Desk Clerks (43-4081)	\$8.49	\$8.97	\$9.50
Interviewers, Except Eligibility and Loan (43-4111)	\$10.21	\$12.95	\$16.12
Library Assistants, Clerical (43-4121)	\$8.86	\$9.83	\$11.88
Loan Interviewers and Clerks (43-4131)	\$14.48	\$17.24	\$20.60
New Accounts Clerks (43-4141)	\$12.33	\$14.22	\$17.14
Order Clerks (43-4151)	\$10.62	\$14.21	\$17.80
Human Resources Assistants, Except Payroll and Timekeeping (43-4161)	\$13.83	\$17.07	\$20.10
Receptionists and Information Clerks (43-4171)	\$9.68	\$11.32	\$13.57
Reservation and Transportation Ticket Agents and Travel Clerks (43-4181)	\$11.24	\$13.45	\$22.60
Information and Record Clerks, All Other (43-4199)	\$14.82	\$18.78	\$21.82
Cargo and Freight Agents (43-5011)	\$16.33	\$19.67	\$24.93
Postal Service Clerks (43-5051)	\$15.64	\$19.60	\$27.31
Postal Service Mail Carriers (43-5052)	\$17.40	\$25.25	\$28.78
Postal Service Mail Sorters, Processors, and Processing Machine Operators (43-5053)	\$18.38	\$27.30	\$27.31
Production, Planning, and Expediting Clerks (43-5061)	\$12.07	\$18.81	\$26.84
Shipping, Receiving, and Traffic Clerks (43-5071)	\$11.26	\$14.11	\$17.55
Stock Clerks and Order Fillers (43-5081)	\$8.96	\$10.37	\$13.21
Weighers, Measurers, Checkers, and Samplers, Recordkeeping (43-5111)	\$10.37	\$11.63	\$14.40
Executive Secretaries and Executive Administrative Assistants (43-6011)	\$17.56	\$21.77	\$26.27
Legal Secretaries (43-6012)	\$12.87	\$15.38	\$18.52

Occupation	25th Percentile Earnings	Median Earnings	75th Percentile Earnings
Medical Secretaries (43-6013)	\$11.36	\$13.51	\$16.15
Secretaries and Administrative Assistants, Except Legal, Medical, and Executive (43-6014)	\$10.72	\$13.54	\$17.23
Computer Operators (43-9011)	\$15.24	\$17.52	\$19.64
Data Entry Keyers (43-9021)	\$10.95	\$13.18	\$15.37
Word Processors and Typists (43-9022)	\$15.19	\$16.97	\$18.59
Desktop Publishers (43-9031)	\$19.88	\$25.06	\$32.94
Insurance Claims and Policy Processing Clerks (43-9041)	\$12.76	\$15.53	\$18.65
Mail Clerks and Mail Machine Operators, Except Postal Service (43-9051)	\$11.74	\$12.98	\$14.22
Office Clerks, General (43-9061)	\$9.46	\$11.87	\$14.72
Office Machine Operators, Except Computer (43-9071)	\$9.81	\$11.54	\$14.67
Proofreaders and Copy Markers (43-9081)	\$10.21	\$14.45	\$18.49
Statistical Assistants (43-9111)	\$18.31	\$24.77	\$29.03
Office and Administrative Support Workers, All Other (43-9199)	\$11.73	\$14.22	\$17.55
Agricultural Inspectors (45-2011)	\$17.80	\$21.18	\$23.74
Animal Breeders (45-2021)	\$8.43	\$10.34	\$16.42
Graders and Sorters, Agricultural Products (45-2041)	\$10.19	\$10.96	\$11.70
Fishers and Related Fishing Workers (45-3011)	\$8.98	\$12.13	\$18.13
Forest and Conservation Workers (45-4011)	\$10.02	\$11.77	\$12.90
Fallers (45-4021)	\$14.53	\$17.48	\$23.35
Logging Equipment Operators (45-4022)	\$15.16	\$18.95	\$26.92
Log Graders and Scalers (45-4023)	\$14.58	\$17.99	\$21.84
Logging Workers, All Other (45-4029)	\$17.46	\$21.86	\$29.30
First-Line Supervisors of Construction Trades and Extraction Workers (47-1011)	\$19.55	\$23.70	\$29.23
Boilermakers (47-2011)	\$14.47	\$20.64	\$27.20

Occupation	25th Percentile Earnings	Median Earnings	75th Percentile Earnings
Brickmasons and Blockmasons (47-2021)	\$15.28	\$18.99	\$22.61
Stonemasons (47-2022)	\$17.29	\$22.14	\$27.16
Carpenters (47-2031)	\$12.99	\$16.40	\$19.21
Carpet Installers (47-2041)	\$9.22	\$10.60	\$12.02
Floor Layers, Except Carpet, Wood, and Hard Tiles (47-2042)	\$11.34	\$14.18	\$17.98
Floor Sanders and Finishers (47-2043)	\$10.86	\$14.98	\$17.93
Tile and Marble Setters (47-2044)	\$12.52	\$14.68	\$17.58
Cement Masons and Concrete Finishers (47-2051)	\$13.85	\$16.24	\$18.49
Terrazzo Workers and Finishers (47-2053)	\$9.46	\$11.80	\$14.74
Construction Laborers (47-2061)	\$9.42	\$11.65	\$14.28
Paving, Surfacing, and Tamping Equipment Operators (47-2071)	\$13.01	\$15.94	\$19.47
Pile-Driver Operators (47-2072)	\$22.89	\$30.65	\$44.77
Operating Engineers and Other Construction Equipment Operators (47-2073)	\$13.24	\$16.15	\$18.99
Drywall and Ceiling Tile Installers (47-2081)	\$12.53	\$14.57	\$17.96
Tapers (47-2082)	\$20.99	\$27.26	\$36.03
Electricians (47-2111)	\$15.34	\$19.85	\$24.47
Glaziers (47-2121)	\$14.29	\$16.78	\$18.93
Insulation Workers, Floor, Ceiling, and Wall (47-2131)	\$12.58	\$16.09	\$18.29
Insulation Workers, Mechanical (47-2132)	\$14.58	\$17.08	\$20.26
Painters, Construction and Maintenance (47-2141)	\$13.35	\$15.91	\$18.91
Paperhangers (47-2142)	\$12.80	\$13.57	\$14.33
Pipelayers (47-2151)	\$13.26	\$14.99	\$19.38
Plumbers, Pipefitters, and Steamfitters (47-2152)	\$13.90	\$17.97	\$22.84
Plasterers and Stucco Masons (47-2161)	\$13.43	\$15.02	\$17.37
Reinforcing Iron and Rebar Workers (47-2171)	\$16.69	\$18.57	\$21.25
Roofers (47-2181)	\$12.14	\$14.58	\$19.48

Occupation	25th Percentile Earnings	Median Earnings	75th Percentile Earnings
Sheet Metal Workers (47-2211)	\$14.06	\$17.36	\$21.66
Structural Iron and Steel Workers (47-2221)	\$16.13	\$20.06	\$26.00
Solar Photovoltaic Installers (47-2231)	\$18.91	\$21.84	\$25.60
Helpers--Brickmasons, Blockmasons, Stonemasons, and Tile and Marble Setters (47-3011)	\$9.40	\$12.04	\$15.46
Helpers--Carpenters (47-3012)	\$9.16	\$10.69	\$13.11
Helpers--Electricians (47-3013)	\$9.11	\$10.63	\$12.48
Helpers--Painters, Paperhangers, Plasterers, and Stucco Masons (47-3014)	\$9.19	\$11.34	\$13.76
Helpers--Pipelayers, Plumbers, Pipefitters, and Steamfitters (47-3015)	\$9.10	\$10.55	\$12.48
Helpers--Roofers (47-3016)	\$9.22	\$11.02	\$12.99
Helpers, Construction Trades, All Other (47-3019)	\$11.53	\$14.50	\$17.84
Construction and Building Inspectors (47-4011)	\$17.02	\$21.27	\$25.74
Elevator Installers and Repairers (47-4021)	\$18.06	\$33.30	\$41.92
Fence Erectors (47-4031)	\$10.12	\$11.77	\$14.77
Hazardous Materials Removal Workers (47-4041)	\$11.49	\$13.33	\$15.62
Highway Maintenance Workers (47-4051)	\$11.82	\$14.51	\$15.56
Rail-Track Laying and Maintenance Equipment Operators (47-4061)	\$23.53	\$27.53	\$30.72
Septic Tank Servicers and Sewer Pipe Cleaners (47-4071)	\$10.46	\$11.90	\$15.12
Segmental Pavers (47-4091)	\$13.35	\$17.50	\$19.27
Construction and Related Workers, All Other (47-4099)	\$13.14	\$16.19	\$19.82
Derrick Operators, Oil and Gas (47-5011)	\$17.84	\$21.05	\$24.27
Rotary Drill Operators, Oil and Gas (47-5012)	\$12.21	\$23.24	\$30.03
Service Unit Operators, Oil, Gas, and Mining (47-5013)	\$19.56	\$24.21	\$29.22
Earth Drillers, Except Oil and Gas (47-5021)	\$18.84	\$23.08	\$28.37
Explosives Workers, Ordnance Handling Experts, and Blasters (47-5031)	\$16.16	\$18.83	\$21.40

Occupation	25th Percentile Earnings	Median Earnings	75th Percentile Earnings
Continuous Mining Machine Operators (47-5041)	\$14.14	\$16.76	\$19.20
Mine Cutting and Channeling Machine Operators (47-5042)	\$14.45	\$19.16	\$21.70
Mining Machine Operators, All Other (47-5049)	\$10.92	\$13.35	\$16.13
Roustabouts, Oil and Gas (47-5071)	\$13.24	\$16.94	\$24.32
Extraction Workers, All Other (47-5099)	\$10.39	\$13.40	\$15.62
First-Line Supervisors of Mechanics, Installers, and Repairers (49-1011)	\$20.22	\$26.29	\$33.24
Computer, Automated Teller, and Office Machine Repairers (49-2011)	\$11.95	\$14.96	\$19.00
Radio, Cellular, and Tower Equipment Installers and Repairs (49-2021)	\$14.61	\$21.01	\$24.37
Telecommunications Equipment Installers and Repairers, Except Line Installers (49-2022)	\$18.30	\$24.94	\$29.35
Avionics Technicians (49-2091)	\$20.55	\$23.80	\$28.84
Electric Motor, Power Tool, and Related Repairers (49-2092)	\$12.49	\$16.55	\$20.91
Electrical and Electronics Installers and Repairers, Transportation Equipment (49-2093)	\$30.02	\$36.49	\$44.50
Electrical and Electronics Repairers, Commercial and Industrial Equipment (49-2094)	\$15.75	\$21.21	\$25.61
Electrical and Electronics Repairers, Powerhouse, Substation, and Relay (49-2095)	\$30.95	\$35.41	\$41.35
Electronic Equipment Installers and Repairers, Motor Vehicles (49-2096)	\$15.83	\$19.83	\$24.90
Electronic Home Entertainment Equipment Installers and Repairers (49-2097)	\$11.49	\$14.63	\$19.06
Security and Fire Alarm Systems Installers (49-2098)	\$11.49	\$15.21	\$18.28
Aircraft Mechanics and Service Technicians (49-3011)	\$21.22	\$23.76	\$27.38
Automotive Body and Related Repairers (49-3021)	\$13.49	\$17.00	\$22.14
Automotive Glass Installers and Repairers (49-3022)	\$12.14	\$14.41	\$17.61
Automotive Service Technicians and Mechanics (49-3023)	\$11.62	\$15.57	\$19.59

Occupation	25th Percentile Earnings	Median Earnings	75th Percentile Earnings
Bus and Truck Mechanics and Diesel Engine Specialists (49-3031)	\$14.41	\$17.30	\$21.59
Farm Equipment Mechanics and Service Technicians (49-3041)	\$11.99	\$15.95	\$20.27
Mobile Heavy Equipment Mechanics, Except Engines (49-3042)	\$15.16	\$19.09	\$22.93
Rail Car Repairers (49-3043)	\$19.82	\$26.87	\$33.97
Motorboat Mechanics and Service Technicians (49-3051)	\$13.15	\$16.47	\$18.71
Motorcycle Mechanics (49-3052)	\$10.27	\$12.86	\$15.60
Outdoor Power Equipment and Other Small Engine Mechanics (49-3053)	\$11.00	\$14.06	\$20.56
Bicycle Repairers (49-3091)	\$13.90	\$17.00	\$20.93
Recreational Vehicle Service Technicians (49-3092)	\$14.10	\$17.03	\$19.24
Tire Repairers and Changers (49-3093)	\$9.40	\$10.98	\$13.14
Mechanical Door Repairers (49-9011)	\$12.94	\$14.85	\$17.66
Control and Valve Installers and Repairers, Except Mechanical Door (49-9012)	\$19.40	\$22.96	\$27.74
Heating, Air Conditioning, and Refrigeration Mechanics and Installers (49-9021)	\$13.69	\$17.26	\$21.88
Home Appliance Repairers (49-9031)	\$10.98	\$14.42	\$22.43
Industrial Machinery Mechanics (49-9041)	\$17.55	\$21.75	\$27.02
Maintenance Workers, Machinery (49-9043)	\$14.46	\$19.99	\$24.27
Millwrights (49-9044)	\$15.58	\$19.07	\$25.28
Refractory Materials Repairers, Except Brickmasons (49-9045)	\$22.73	\$27.84	\$33.83
Electrical Power-Line Installers and Repairers (49-9051)	\$25.36	\$32.24	\$38.19
Telecommunications Line Installers and Repairers (49-9052)	\$18.61	\$28.74	\$34.89
Camera and Photographic Equipment Repairers (49-9061)	\$24.57	\$26.88	\$29.08
Medical Equipment Repairers (49-9062)	\$13.33	\$15.72	\$19.27

Occupation	25th Percentile Earnings	Median Earnings	75th Percentile Earnings
Musical Instrument Repairers and Tuners (49-9063)	\$11.27	\$17.26	\$25.09
Watch Repairers (49-9064)	\$16.24	\$22.19	\$29.43
Precision Instrument and Equipment Repairers, All Other (49-9069)	\$15.66	\$17.75	\$21.66
Maintenance and Repair Workers, General (49-9071)	\$11.36	\$14.65	\$18.40
Wind Turbine Service Technicians (49-9081)	\$20.04	\$22.17	\$24.35
Coin, Vending, and Amusement Machine Servicers and Repairers (49-9091)	\$11.10	\$13.11	\$15.22
Commercial Divers (49-9092)	\$23.40	\$30.22	\$38.16
Locksmiths and Safe Repairers (49-9094)	\$13.55	\$17.49	\$22.45
Manufactured Building and Mobile Home Installers (49-9095)	\$9.28	\$11.61	\$13.87
Riggers (49-9096)	\$12.47	\$15.29	\$21.11
Signal and Track Switch Repairers (49-9097)	\$29.40	\$36.40	\$42.74
Helpers--Installation, Maintenance, and Repair Workers (49-9098)	\$9.43	\$11.42	\$14.11
Installation, Maintenance, and Repair Workers, All Other (49-9099)	\$14.08	\$18.84	\$25.61
First-Line Supervisors of Production and Operating Workers (51-1011)	\$18.41	\$23.77	\$30.76
Aircraft Structure, Surfaces, Rigging, and Systems Assemblers (51-2011)	\$14.63	\$20.60	\$25.08
Coil Winders, Tapers, and Finishers (51-2021)	\$16.61	\$18.60	\$21.62
Electrical and Electronic Equipment Assemblers (51-2022)	\$11.15	\$14.37	\$20.71
Electromechanical Equipment Assemblers (51-2023)	\$12.36	\$14.09	\$18.66
Engine and Other Machine Assemblers (51-2031)	\$9.28	\$11.11	\$16.57
Structural Metal Fabricators and Fitters (51-2041)	\$12.34	\$15.75	\$19.00
Fiberglass Laminators and Fabricators (51-2091)	\$11.72	\$13.44	\$15.70
Timing Device Assemblers and Adjusters (51-2093)	\$9.74	\$11.92	\$15.88
Bakers (51-3011)	\$8.95	\$10.28	\$12.79
Butchers and Meat Cutters (51-3021)	\$10.24	\$11.71	\$14.16

Occupation	25th Percentile Earnings	Median Earnings	75th Percentile Earnings
Meat, Poultry, and Fish Cutters and Trimmers (51-3022)	\$10.27	\$11.23	\$12.35
Slaughterers and Meat Packers (51-3023)	\$10.37	\$11.46	\$12.79
Food and Tobacco Roasting, Baking, and Drying Machine Operators and Tenders (51-3091)	\$9.21	\$11.66	\$16.67
Food Batchmakers (51-3092)	\$10.14	\$11.51	\$14.44
Food Cooking Machine Operators and Tenders (51-3093)	\$11.33	\$14.55	\$18.58
Computer-Controlled Machine Tool Operators, Metal and Plastic (51-4011)	\$14.09	\$17.51	\$21.56
Computer Numerically Controlled Machine Tool Programmers, Metal and Plastic (51-4012)	\$17.26	\$20.95	\$24.34
Extruding and Drawing Machine Setters, Operators, and Tenders, Metal and Plastic (51-4021)	\$15.32	\$18.15	\$21.30
Forging Machine Setters, Operators, and Tenders, Metal and Plastic (51-4022)	\$13.26	\$16.49	\$18.44
Rolling Machine Setters, Operators, and Tenders, Metal and Plastic (51-4023)	\$13.61	\$19.43	\$23.28
Cutting, Punching, and Press Machine Setters, Operators, and Tenders, Metal and Plastic (51-4031)	\$13.60	\$16.66	\$19.75
Drilling and Boring Machine Tool Setters, Operators, and Tenders, Metal and Plastic (51-4032)	\$13.49	\$15.75	\$20.19
Grinding, Lapping, Polishing, and Buffing Machine Tool Setters, Operators, and Tenders, Metal and Plastic (51-4033)	\$13.96	\$16.29	\$18.18
Lathe and Turning Machine Tool Setters, Operators, and Tenders, Metal and Plastic (51-4034)	\$12.78	\$15.27	\$18.44
Milling and Planing Machine Setters, Operators, and Tenders, Metal and Plastic (51-4035)	\$12.19	\$16.59	\$21.80
Machinists (51-4041)	\$14.65	\$18.41	\$23.57
Model Makers, Metal and Plastic (51-4061)	\$12.33	\$16.78	\$21.90
Patternmakers, Metal and Plastic (51-4062)	\$12.75	\$16.13	\$19.57
Foundry Mold and Coremakers (51-4071)	\$13.70	\$15.74	\$18.11
Multiple Machine Tool Setters, Operators, and Tenders, Metal and Plastic (51-4081)	\$14.80	\$17.08	\$19.18
Tool and Die Makers (51-4111)	\$18.29	\$22.04	\$25.11

Occupation	25th Percentile Earnings	Median Earnings	75th Percentile Earnings
Welders, Cutters, Solderers, and Brazers (51-4121)	\$13.92	\$16.97	\$20.83
Welding, Soldering, and Brazing Machine Setters, Operators, and Tenders (51-4122)	\$12.97	\$15.40	\$18.64
Heat Treating Equipment Setters, Operators, and Tenders, Metal and Plastic (51-4191)	\$13.29	\$15.86	\$19.46
Layout Workers, Metal and Plastic (51-4192)	\$16.10	\$21.24	\$26.42
Plating and Coating Machine Setters, Operators, and Tenders, Metal and Plastic (51-4193)	\$11.14	\$14.83	\$18.65
Tool Grinders, Filers, and Sharpeners (51-4194)	\$15.00	\$18.01	\$21.48
Metal Workers and Plastic Workers, All Other (51-4199)	\$11.38	\$14.66	\$19.01
Prepress Technicians and Workers (51-5111)	\$11.35	\$16.57	\$21.41
Printing Press Operators (51-5112)	\$12.42	\$15.93	\$20.72
Laundry and Dry-Cleaning Workers (51-6011)	\$8.60	\$9.20	\$10.31
Pressers, Textile, Garment, and Related Materials (51-6021)	\$8.61	\$9.22	\$9.99
Sewing Machine Operators (51-6031)	\$9.32	\$10.92	\$13.21
Shoe and Leather Workers and Repairers (51-6041)	\$11.97	\$13.04	\$14.33
Shoe Machine Operators and Tenders (51-6042)	\$8.94	\$11.77	\$14.40
Sewers, Hand (51-6051)	\$9.41	\$10.72	\$12.38
Tailors, Dressmakers, and Custom Sewers (51-6052)	\$8.70	\$9.48	\$12.03
Textile Bleaching and Dyeing Machine Operators and Tenders (51-6061)	\$13.94	\$16.18	\$18.95
Textile Cutting Machine Setters, Operators, and Tenders (51-6062)	\$8.46	\$9.89	\$11.72
Textile Knitting and Weaving Machine Setters, Operators, and Tenders (51-6063)	\$12.67	\$13.83	\$14.99
Textile Winding, Twisting, and Drawing Out Machine Setters, Operators, and Tenders (51-6064)	\$14.98	\$17.01	\$18.90
Extruding and Forming Machine Setters, Operators, and Tenders, Synthetic and Glass Fibers (51-6091)	\$12.08	\$14.18	\$16.70
Fabric and Apparel Patternmakers (51-6092)	\$15.13	\$18.85	\$30.12
Upholsterers (51-6093)	\$10.86	\$13.20	\$19.05

Occupation	25th Percentile Earnings	Median Earnings	75th Percentile Earnings
Textile, Apparel, and Furnishings Workers, All Other (51-6099)	\$10.75	\$12.64	\$17.59
Cabinetmakers and Bench Carpenters (51-7011)	\$11.40	\$14.47	\$18.20
Furniture Finishers (51-7021)	\$10.79	\$12.75	\$15.53
Model Makers, Wood (51-7031)	\$18.67	\$22.00	\$32.07
Patternmakers, Wood (51-7032)	\$22.72	\$28.96	\$36.76
Sawing Machine Setters, Operators, and Tenders, Wood (51-7041)	\$10.90	\$13.39	\$16.38
Woodworking Machine Setters, Operators, and Tenders, Except Sawing (51-7042)	\$10.52	\$11.84	\$14.41
Woodworkers, All Other (51-7099)	\$10.75	\$13.53	\$18.34
Nuclear Power Reactor Operators (51-8011)	\$33.25	\$37.24	\$41.71
Power Distributors and Dispatchers (51-8012)	\$33.21	\$38.36	\$46.97
Power Plant Operators (51-8013)	\$31.94	\$36.12	\$41.35
Stationary Engineers and Boiler Operators (51-8021)	\$20.59	\$23.95	\$28.21
Water and Wastewater Treatment Plant and System Operators (51-8031)	\$12.54	\$15.94	\$19.71
Chemical Plant and System Operators (51-8091)	\$18.19	\$26.00	\$30.13
Gas Plant Operators (51-8092)	\$25.30	\$30.50	\$35.89
Petroleum Pump System Operators, Refinery Operators, and Gaugers (51-8093)	\$22.07	\$28.09	\$33.68
Plant and System Operators, All Other (51-8099)	\$22.51	\$24.63	\$27.61
Chemical Equipment Operators and Tenders (51-9011)	\$18.72	\$22.37	\$26.08
Mixing and Blending Machine Setters, Operators, and Tenders (51-9023)	\$13.86	\$18.73	\$22.62
Inspectors, Testers, Sorters, Samplers, and Weighers (51-9061)	\$12.13	\$15.01	\$18.90
Jewelers and Precious Stone and Metal Workers (51-9071)	\$14.36	\$26.11	\$30.74
Dental Laboratory Technicians (51-9081)	\$13.19	\$16.82	\$22.48
Medical Appliance Technicians (51-9082)	\$13.30	\$15.36	\$18.33
Ophthalmic Laboratory Technicians (51-9083)	\$11.21	\$13.97	\$18.39

Occupation	25th Percentile Earnings	Median Earnings	75th Percentile Earnings
Painters, Transportation Equipment (51-9122)	\$14.15	\$17.01	\$19.53
Painting, Coating, and Decorating Workers (51-9123)	\$10.97	\$15.64	\$20.27
Semiconductor Processors (51-9141)	\$15.82	\$18.44	\$22.14
Etchers and Engravers (51-9194)	\$13.12	\$15.84	\$19.91
Aircraft Cargo Handling Supervisors (53-1011)	\$20.28	\$26.44	\$29.17
First-Line Supervisors of Helpers, Laborers, and Material Movers, Hand (53-1021)	\$16.58	\$21.66	\$28.41
First-Line Supervisors of Transportation and Material-Moving Machine and Vehicle Operators (53-1031)	\$17.85	\$22.79	\$29.39
Airline Pilots, Copilots, and Flight Engineers (53-2011)	\$38.69	\$49.24	\$57.78
Commercial Pilots (53-2012)	\$25.06	\$34.01	\$45.13
Air Traffic Controllers (53-2021)	\$35.21	\$42.89	\$49.87
Airfield Operations Specialists (53-2022)	\$19.32	\$27.11	\$34.21
Flight Attendants (53-2031)	\$26.98	\$32.25	\$40.31
Ambulance Drivers and Attendants, Except Emergency Medical Technicians (53-3011)	\$9.53	\$10.69	\$11.87
Bus Drivers, Transit and Intercity (53-3021)	\$12.10	\$14.00	\$17.89
Bus Drivers, School or Special Client (53-3022)	\$8.47	\$8.95	\$9.46
Driver/Sales Workers (53-3031)	\$9.07	\$12.29	\$15.87
Heavy and Tractor-Trailer Truck Drivers (53-3032)	\$14.72	\$17.90	\$22.94
Light Truck or Delivery Services Drivers (53-3033)	\$9.64	\$12.58	\$16.61
Taxi Drivers and Chauffeurs (53-3041)	\$8.88	\$9.89	\$11.46
Motor Vehicle Operators, All Other (53-3099)	\$9.43	\$12.22	\$16.81
Railroad Brake, Signal, and Switch Operators (53-4021)	\$24.80	\$27.89	\$30.32
Railroad Conductors and Yardmasters (53-4031)	\$21.38	\$26.05	\$31.63
Subway and Streetcar Operators (53-4041)	\$16.45	\$20.20	\$22.77
Rail Transportation Workers, All Other (53-4099)	\$9.47	\$13.30	\$16.28
Sailors and Marine Oilers (53-5011)	\$19.01	\$26.10	\$33.02

Occupation	25th Percentile Earnings	Median Earnings	75th Percentile Earnings
Captains, Mates, and Pilots of Water Vessels (53-5021)	\$17.89	\$25.69	\$35.19
Motorboat Operators (53-5022)	\$20.98	\$20.98	\$20.98
Ship Engineers (53-5031)	\$18.54	\$25.67	\$32.80
Traffic Technicians (53-6041)	\$14.41	\$17.65	\$22.23
Transportation Inspectors (53-6051)	\$24.33	\$34.10	\$42.87
Transportation Workers, All Other (53-6099)	\$10.12	\$11.71	\$15.05
Conveyor Operators and Tenders (53-7011)	\$13.85	\$16.27	\$18.13
Crane and Tower Operators (53-7021)	\$17.18	\$19.88	\$23.09
Dredge Operators (53-7031)	\$23.16	\$28.22	\$36.08
Excavating and Loading Machine and Dragline Operators (53-7032)	\$12.87	\$15.63	\$18.35
Loading Machine Operators, Underground Mining (53-7033)	\$23.43	\$30.04	\$33.30
Hoist and Winch Operators (53-7041)	\$12.98	\$15.00	\$20.47
Industrial Truck and Tractor Operators (53-7051)	\$11.63	\$13.85	\$16.86
Gas Compressor and Gas Pumping Station Operators (53-7071)	\$29.43	\$33.71	\$37.90
Pump Operators, Except Wellhead Pumpers (53-7072)	\$15.95	\$20.68	\$27.65
Wellhead Pumpers (53-7073)	\$12.32	\$18.99	\$23.72
Military occupations (55-9999)	\$0.00	\$0.00	\$0.00

Appendix A - Programs

Code	Description
01.0000	Agriculture, General
01.0101	Agricultural Business and Management, General
01.0102	Agribusiness/Agricultural Business Operations
01.0103	Agricultural Economics
01.0104	Farm/Farm and Ranch Management
01.0105	Agricultural/Farm Supplies Retailing and Wholesaling
01.0106	Agricultural Business Technology
01.0199	Agricultural Business and Management, Other
01.0201	Agricultural Mechanization, General
01.0204	Agricultural Power Machinery Operation
01.0205	Agricultural Mechanics and Equipment/Machine Technology
01.0299	Agricultural Mechanization, Other
01.0301	Agricultural Production Operations, General
01.0302	Animal/Livestock Husbandry and Production
01.0303	Aquaculture
01.0304	Crop Production
01.0306	Dairy Husbandry and Production
01.0307	Horse Husbandry/Equine Science and Management
01.0308	Agroecology and Sustainable Agriculture
01.0309	Viticulture and Enology
01.0399	Agricultural Production Operations, Other
01.0401	Agricultural and Food Products Processing
01.0504	Dog/Pet/Animal Grooming
01.0505	Animal Training
01.0507	Equestrian/Equine Studies
01.0508	Taxidermy/Taxidermist
01.0599	Agricultural and Domestic Animal Services, Other
01.0601	Applied Horticulture/Horticulture Operations, General
01.0603	Ornamental Horticulture

Code	Description
01.0604	Greenhouse Operations and Management
01.0605	Landscaping and Groundskeeping
01.0606	Plant Nursery Operations and Management
01.0607	Turf and Turfgrass Management
01.0608	Floriculture/Floristry Operations and Management
01.0699	Applied Horticulture/Horticultural Business Services, Other
01.0701	International Agriculture
01.0801	Agricultural and Extension Education Services
01.0802	Agricultural Communication/Journalism
01.0899	Agricultural Public Services, Other
01.0901	Animal Sciences, General
01.0902	Agricultural Animal Breeding
01.0903	Animal Health
01.0904	Animal Nutrition
01.0905	Dairy Science
01.0906	Livestock Management
01.0907	Poultry Science
01.0999	Animal Sciences, Other
01.1001	Food Science
01.1002	Food Technology and Processing
01.1099	Food Science and Technology, Other
01.1101	Plant Sciences, General
01.1102	Agronomy and Crop Science
01.1103	Horticultural Science
01.1104	Agricultural and Horticultural Plant Breeding
01.1105	Plant Protection and Integrated Pest Management
01.1106	Range Science and Management
01.1199	Plant Sciences, Other
01.1201	Soil Science and Agronomy, General
01.1202	Soil Chemistry and Physics

Code	Description
01.1203	Soil Microbiology
01.1299	Soil Sciences, Other
01.9999	Agriculture, Agriculture Operations, and Related Sciences, Other
03.0101	Natural Resources/Conservation, General
03.0103	Environmental Studies
03.0104	Environmental Science
03.0199	Natural Resources Conservation and Research, Other
03.0201	Natural Resources Management and Policy
03.0204	Natural Resource Economics
03.0205	Water, Wetlands, and Marine Resources Management
03.0206	Land Use Planning and Management/Development
03.0207	Natural Resource Recreation and Tourism
03.0208	Natural Resources Law Enforcement and Protective Services
03.0299	Natural Resources Management and Policy, Other
03.0301	Fishing and Fisheries Sciences and Management
03.0501	Forestry, General
03.0502	Forest Sciences and Biology
03.0506	Forest Management/Forest Resources Management
03.0508	Urban Forestry
03.0509	Wood Science and Wood Products/Pulp and Paper Technology
03.0510	Forest Resources Production and Management
03.0511	Forest Technology/Technician
03.0599	Forestry, Other
03.0601	Wildlife, Fish and Wildlands Science and Management
03.9999	Natural Resources and Conservation, Other
04.0201	Architecture
04.0301	City/Urban, Community and Regional Planning
04.0401	Environmental Design/Architecture
04.0501	Interior Architecture
04.0601	Landscape Architecture

Code	Description
04.0801	Architectural History and Criticism, General
04.0901	Architectural Technology/Technician
04.0902	Architectural and Building Sciences/Technology
04.0999	Architectural Sciences and Technology, Other
04.1001	Real Estate Development
04.9999	Architecture and Related Services, Other
05.0101	African Studies
05.0102	American/United States Studies/Civilization
05.0103	Asian Studies/Civilization
05.0104	East Asian Studies
05.0105	Russian, Central European, East European and Eurasian Studies
05.0106	European Studies/Civilization
05.0107	Latin American Studies
05.0108	Near and Middle Eastern Studies
05.0109	Pacific Area/Pacific Rim Studies
05.0110	Russian Studies
05.0111	Scandinavian Studies
05.0112	South Asian Studies
05.0113	Southeast Asian Studies
05.0114	Western European Studies
05.0115	Canadian Studies
05.0116	Balkans Studies
05.0117	Baltic Studies
05.0118	Slavic Studies
05.0119	Caribbean Studies
05.0120	Ural-Altaic and Central Asian Studies
05.0121	Commonwealth Studies
05.0122	Regional Studies (U.S., Canadian, Foreign)
05.0123	Chinese Studies
05.0124	French Studies

Code	Description
05.0125	German Studies
05.0126	Italian Studies
05.0127	Japanese Studies
05.0128	Korean Studies
05.0129	Polish Studies
05.0130	Spanish and Iberian Studies
05.0131	Tibetan Studies
05.0132	Ukraine Studies
05.0133	Irish Studies
05.0134	Latin American and Caribbean Studies
05.0199	Area Studies, Other
05.0200	Ethnic Studies
05.0201	African-American/Black Studies
05.0202	American Indian/Native American Studies
05.0203	Hispanic-American, Puerto Rican, and Mexican-American/Chicano Studies
05.0206	Asian-American Studies
05.0207	Women's Studies
05.0208	Gay/Lesbian Studies
05.0209	Folklore Studies
05.0210	Disability Studies
05.0211	Deaf Studies
05.0299	Ethnic, Cultural Minority, Gender, and Group Studies, Other
09.0100	Communication, General
09.0101	Speech Communication and Rhetoric
09.0102	Mass Communication/Media Studies
09.0199	Communication and Media Studies, Other
09.0401	Journalism
09.0402	Broadcast Journalism
09.0404	Photojournalism
09.0499	Journalism, Other

Code	Description
09.0701	Radio and Television
09.0702	Digital Communication and Media/Multimedia
09.0799	Radio, Television, and Digital Communication, Other
09.0900	Public Relations, Advertising, and Applied Communication
09.0901	Organizational Communication, General
09.0902	Public Relations/Image Management
09.0903	Advertising
09.0904	Political Communication
09.0905	Health Communication
09.0906	Sports Communication
09.0907	International and Intercultural Communication
09.0908	Technical and Scientific Communication
09.0999	Public Relations, Advertising, and Applied Communication, Other
09.1001	Publishing
09.9999	Communication, Journalism, and Related Programs, Other
10.0105	Communications Technology/Technician
10.0201	Photographic and Film/Video Technology/Technician and Assistant
10.0202	Radio and Television Broadcasting Technology/Technician
10.0203	Recording Arts Technology/Technician
10.0299	Audiovisual Communications Technologies/Technicians, Other
10.0301	Graphic Communications, General
10.0302	Printing Management
10.0303	Prepress/Desktop Publishing and Digital Imaging Design
10.0304	Animation, Interactive Technology, Video Graphics and Special Effects
10.0305	Graphic and Printing Equipment Operator, General Production
10.0306	Platemaker/Imager
10.0307	Printing Press Operator
10.0308	Computer Typography and Composition Equipment Operator
10.0399	Graphic Communications, Other
10.9999	Communications Technologies/Technicians and Support Services, Other

Code	Description
11.0101	Computer and Information Sciences, General
11.0102	Artificial Intelligence
11.0103	Information Technology
11.0104	Informatics
11.0199	Computer and Information Sciences, Other
11.0201	Computer Programming/Programmer, General
11.0202	Computer Programming, Specific Applications
11.0203	Computer Programming, Vendor/Product Certification
11.0299	Computer Programming, Other
11.0301	Data Processing and Data Processing Technology/Technician
11.0401	Information Science/Studies
11.0501	Computer Systems Analysis/Analyst
11.0601	Data Entry/Microcomputer Applications, General
11.0602	Word Processing
11.0699	Data Entry/Microcomputer Applications, Other
11.0701	Computer Science
11.0801	Web Page, Digital/Multimedia and Information Resources Design
11.0802	Data Modeling/Warehousing and Database Administration
11.0803	Computer Graphics
11.0804	Modeling, Virtual Environments and Simulation
11.0899	Computer Software and Media Applications, Other
11.0901	Computer Systems Networking and Telecommunications
11.1001	Network and System Administration/Administrator
11.1002	System, Networking, and LAN/WAN Management/Manager
11.1003	Computer and Information Systems Security/Information Assurance
11.1004	Web/Multimedia Management and Webmaster
11.1005	Information Technology Project Management
11.1006	Computer Support Specialist
11.1099	Computer/Information Technology Services Administration and Management, Other
11.9999	Computer and Information Sciences and Support Services, Other

Code	Description
12.0301	Funeral Service and Mortuary Science, General
12.0302	Funeral Direction/Service
12.0303	Mortuary Science and Embalming/Embalmer
12.0399	Funeral Service and Mortuary Science, Other
12.0401	Cosmetology/Cosmetologist, General
12.0402	Barbering/Barber
12.0404	Electrolysis/Electrology and Electrolysis Technician
12.0406	Make-Up Artist/Specialist
12.0407	Hair Styling/Stylist and Hair Design
12.0408	Facial Treatment Specialist/Facialist
12.0409	Aesthetician/Esthetician and Skin Care Specialist
12.0410	Nail Technician/Specialist and Manicurist
12.0411	Permanent Cosmetics/Makeup and Tattooing
12.0412	Salon/Beauty Salon Management/Manager
12.0413	Cosmetology, Barber/Styling, and Nail Instructor
12.0414	Master Aesthetician/Esthetician
12.0499	Cosmetology and Related Personal Grooming Arts, Other
12.0500	Cooking and Related Culinary Arts, General
12.0501	Baking and Pastry Arts/Baker/Pastry Chef
12.0502	Bartending/Bartender
12.0503	Culinary Arts/Chef Training
12.0504	Restaurant, Culinary, and Catering Management/Manager
12.0505	Food Preparation/Professional Cooking/Kitchen Assistant
12.0506	Meat Cutting/Meat Cutter
12.0507	Food Service, Waiter/Waitress, and Dining Room Management/Manager
12.0508	Institutional Food Workers
12.0509	Culinary Science/Culinology
12.0510	Wine Steward/Sommelier
12.0599	Culinary Arts and Related Services, Other
12.9999	Personal and Culinary Services, Other

Code	Description
13.0101	Education, General
13.0201	Bilingual and Multilingual Education
13.0202	Multicultural Education
13.0203	Indian/Native American Education
13.0299	Bilingual, Multilingual, and Multicultural Education, Other
13.0301	Curriculum and Instruction
13.0401	Educational Leadership and Administration, General
13.0402	Administration of Special Education
13.0403	Adult and Continuing Education Administration
13.0404	Educational, Instructional, and Curriculum Supervision
13.0406	Higher Education/Higher Education Administration
13.0407	Community College Education
13.0408	Elementary and Middle School Administration/Principalship
13.0409	Secondary School Administration/Principalship
13.0410	Urban Education and Leadership
13.0411	Superintendency and Educational System Administration
13.0499	Educational Administration and Supervision, Other
13.0501	Educational/Instructional Technology
13.0601	Educational Evaluation and Research
13.0603	Educational Statistics and Research Methods
13.0604	Educational Assessment, Testing, and Measurement
13.0607	Learning Sciences
13.0699	Educational Assessment, Evaluation, and Research, Other
13.0701	International and Comparative Education
13.0901	Social and Philosophical Foundations of Education
13.1001	Special Education and Teaching, General
13.1003	Education/Teaching of Individuals with Hearing Impairments Including Deafness
13.1004	Education/Teaching of the Gifted and Talented
13.1005	Education/Teaching of Individuals with Emotional Disturbances
13.1006	Education/Teaching of Individuals with Mental Retardation

Code	Description
13.1007	Education/Teaching of Individuals with Multiple Disabilities
13.1008	Education/Teaching of Individuals with Orthopedic and Other Physical Health Impairments
13.1009	Education/Teaching of Individuals with Vision Impairments Including Blindness
13.1011	Education/Teaching of Individuals with Specific Learning Disabilities
13.1012	Education/Teaching of Individuals with Speech or Language Impairments
13.1013	Education/Teaching of Individuals with Autism
13.1014	Education/Teaching of Individuals Who are Developmentally Delayed
13.1015	Education/Teaching of Individuals in Early Childhood Special Education Programs
13.1016	Education/Teaching of Individuals with Traumatic Brain Injuries
13.1017	Education/Teaching of Individuals in Elementary Special Education Programs
13.1018	Education/Teaching of Individuals in Junior High/Middle School Special Education Programs
13.1019	Education/Teaching of Individuals in Secondary Special Education Programs
13.1099	Special Education and Teaching, Other
13.1101	Counselor Education/School Counseling and Guidance Services
13.1102	College Student Counseling and Personnel Services
13.1199	Student Counseling and Personnel Services, Other
13.1201	Adult and Continuing Education and Teaching
13.1202	Elementary Education and Teaching
13.1203	Junior High/Intermediate/Middle School Education and Teaching
13.1205	Secondary Education and Teaching
13.1206	Teacher Education, Multiple Levels
13.1207	Montessori Teacher Education
13.1208	Waldorf/Steiner Teacher Education
13.1209	Kindergarten/Preschool Education and Teaching
13.1210	Early Childhood Education and Teaching
13.1299	Teacher Education and Professional Development, Specific Levels and Methods, Other
13.1301	Agricultural Teacher Education
13.1302	Art Teacher Education
13.1303	Business Teacher Education
13.1304	Driver and Safety Teacher Education

Code	Description
13.1305	English/Language Arts Teacher Education
13.1306	Foreign Language Teacher Education
13.1307	Health Teacher Education
13.1308	Family and Consumer Sciences/Home Economics Teacher Education
13.1309	Technology Teacher Education/Industrial Arts Teacher Education
13.1310	Sales and Marketing Operations/Marketing and Distribution Teacher Education
13.1311	Mathematics Teacher Education
13.1312	Music Teacher Education
13.1314	Physical Education Teaching and Coaching
13.1315	Reading Teacher Education
13.1316	Science Teacher Education/General Science Teacher Education
13.1317	Social Science Teacher Education
13.1318	Social Studies Teacher Education
13.1319	Technical Teacher Education
13.1320	Trade and Industrial Teacher Education
13.1321	Computer Teacher Education
13.1322	Biology Teacher Education
13.1323	Chemistry Teacher Education
13.1324	Drama and Dance Teacher Education
13.1325	French Language Teacher Education
13.1326	German Language Teacher Education
13.1327	Health Occupations Teacher Education
13.1328	History Teacher Education
13.1329	Physics Teacher Education
13.1330	Spanish Language Teacher Education
13.1331	Speech Teacher Education
13.1332	Geography Teacher Education
13.1333	Latin Teacher Education
13.1334	School Librarian/School Library Media Specialist
13.1335	Psychology Teacher Education

Code	Description
13.1337	Earth Science Teacher Education
13.1338	Environmental Education
13.1399	Teacher Education and Professional Development, Specific Subject Areas, Other
13.1401	Teaching English as a Second or Foreign Language/ESL Language Instructor
13.1402	Teaching French as a Second or Foreign Language
13.1499	Teaching English or French as a Second or Foreign Language, Other
13.1501	Teacher Assistant/Aide
13.1502	Adult Literacy Tutor/Instructor
13.1599	Teaching Assistants/Aides, Other
13.9999	Education, Other
14.0101	Engineering, General
14.0102	Pre-Engineering
14.0201	Aerospace, Aeronautical and Astronautical/Space Engineering
14.0301	Agricultural Engineering
14.0401	Architectural Engineering
14.0501	Bioengineering and Biomedical Engineering
14.0601	Ceramic Sciences and Engineering
14.0701	Chemical Engineering
14.0702	Chemical and Biomolecular Engineering
14.0799	Chemical Engineering, Other
14.0801	Civil Engineering, General
14.0802	Geotechnical and Geoenvironmental Engineering
14.0803	Structural Engineering
14.0804	Transportation and Highway Engineering
14.0805	Water Resources Engineering
14.0899	Civil Engineering, Other
14.0901	Computer Engineering, General
14.0902	Computer Hardware Engineering
14.0903	Computer Software Engineering
14.0999	Computer Engineering, Other

Code	Description
14.1001	Electrical and Electronics Engineering
14.1003	Laser and Optical Engineering
14.1004	Telecommunications Engineering
14.1099	Electrical, Electronics and Communications Engineering, Other
14.1101	Engineering Mechanics
14.1201	Engineering Physics/Applied Physics
14.1301	Engineering Science
14.1401	Environmental/Environmental Health Engineering
14.1801	Materials Engineering
14.1901	Mechanical Engineering
14.2001	Metallurgical Engineering
14.2101	Mining and Mineral Engineering
14.2201	Naval Architecture and Marine Engineering
14.2301	Nuclear Engineering
14.2401	Ocean Engineering
14.2501	Petroleum Engineering
14.2701	Systems Engineering
14.2801	Textile Sciences and Engineering
14.3201	Polymer/Plastics Engineering
14.3301	Construction Engineering
14.3401	Forest Engineering
14.3501	Industrial Engineering
14.3601	Manufacturing Engineering
14.3701	Operations Research
14.3801	Surveying Engineering
14.3901	Geological/Geophysical Engineering
14.4001	Paper Science and Engineering
14.4101	Electromechanical Engineering
14.4201	Mechatronics, Robotics, and Automation Engineering
14.4301	Biochemical Engineering

Code	Description
14.4401	Engineering Chemistry
14.4501	Biological/Biosystems Engineering
14.9999	Engineering, Other
15.0000	Engineering Technology, General
15.0101	Architectural Engineering Technology/Technician
15.0201	Civil Engineering Technology/Technician
15.0303	Electrical, Electronic and Communications Engineering Technology/Technician
15.0304	Laser and Optical Technology/Technician
15.0305	Telecommunications Technology/Technician
15.0306	Integrated Circuit Design
15.0399	Electrical and Electronic Engineering Technologies/Technicians, Other
15.0401	Biomedical Technology/Technician
15.0403	Electromechanical Technology/Electromechanical Engineering Technology
15.0404	Instrumentation Technology/Technician
15.0405	Robotics Technology/Technician
15.0406	Automation Engineer Technology/Technician
15.0499	Electromechanical and Instrumentation and Maintenance Technologies/Technicians, Other
15.0501	Heating, Ventilation, Air Conditioning and Refrigeration Engineering Technology/Technician
15.0503	Energy Management and Systems Technology/Technician
15.0505	Solar Energy Technology/Technician
15.0506	Water Quality and Wastewater Treatment Management and Recycling Technology/Technician
15.0507	Environmental Engineering Technology/Environmental Technology
15.0508	Hazardous Materials Management and Waste Technology/Technician
15.0599	Environmental Control Technologies/Technicians, Other
15.0607	Plastics and Polymer Engineering Technology/Technician
15.0611	Metallurgical Technology/Technician
15.0612	Industrial Technology/Technician
15.0613	Manufacturing Engineering Technology/Technician
15.0614	Welding Engineering Technology/Technician
15.0615	Chemical Engineering Technology/Technician

Code	Description
15.0616	Semiconductor Manufacturing Technology
15.0699	Industrial Production Technologies/Technicians, Other
15.0701	Occupational Safety and Health Technology/Technician
15.0702	Quality Control Technology/Technician
15.0703	Industrial Safety Technology/Technician
15.0704	Hazardous Materials Information Systems Technology/Technician
15.0799	Quality Control and Safety Technologies/Technicians, Other
15.0801	Aeronautical/Aerospace Engineering Technology/Technician
15.0803	Automotive Engineering Technology/Technician
15.0805	Mechanical Engineering/Mechanical Technology/Technician
15.0899	Mechanical Engineering Related Technologies/Technicians, Other
15.0901	Mining Technology/Technician
15.0903	Petroleum Technology/Technician
15.0999	Mining and Petroleum Technologies/Technicians, Other
15.1001	Construction Engineering Technology/Technician
15.1102	Surveying Technology/Surveying
15.1103	Hydraulics and Fluid Power Technology/Technician
15.1199	Engineering-Related Technologies, Other
15.1201	Computer Engineering Technology/Technician
15.1202	Computer Technology/Computer Systems Technology
15.1203	Computer Hardware Technology/Technician
15.1204	Computer Software Technology/Technician
15.1299	Computer Engineering Technologies/Technicians, Other
15.1301	Drafting and Design Technology/Technician, General
15.1302	CAD/CADD Drafting and/or Design Technology/Technician
15.1303	Architectural Drafting and Architectural CAD/CADD
15.1304	Civil Drafting and Civil Engineering CAD/CADD
15.1305	Electrical/Electronics Drafting and Electrical/Electronics CAD/CADD
15.1306	Mechanical Drafting and Mechanical Drafting CAD/CADD
15.1399	Drafting/Design Engineering Technologies/Technicians, Other

Code	Description
15.1401	Nuclear Engineering Technology/Technician
15.1501	Engineering/Industrial Management
15.1502	Engineering Design
15.1503	Packaging Science
15.1599	Engineering-Related Fields, Other
15.1601	Nanotechnology
15.9999	Engineering Technologies and Engineering-Related Fields, Other
16.0101	Foreign Languages and Literatures, General
16.0102	Linguistics
16.0103	Language Interpretation and Translation
16.0104	Comparative Literature
16.0105	Applied Linguistics
16.0199	Linguistic, Comparative, and Related Language Studies and Services, Other
16.0201	African Languages, Literatures, and Linguistics
16.0300	East Asian Languages, Literatures, and Linguistics, General
16.0301	Chinese Language and Literature
16.0302	Japanese Language and Literature
16.0303	Korean Language and Literature
16.0304	Tibetan Language and Literature
16.0399	East Asian Languages, Literatures, and Linguistics, Other
16.0400	Slavic Languages, Literatures, and Linguistics, General
16.0401	Baltic Languages, Literatures, and Linguistics
16.0402	Russian Language and Literature
16.0404	Albanian Language and Literature
16.0405	Bulgarian Language and Literature
16.0406	Czech Language and Literature
16.0407	Polish Language and Literature
16.0408	Bosnian, Serbian, and Croatian Languages and Literatures
16.0409	Slovak Language and Literature
16.0410	Ukrainian Language and Literature

Code	Description
16.0499	Slavic, Baltic, and Albanian Languages, Literatures, and Linguistics, Other
16.0500	Germanic Languages, Literatures, and Linguistics, General
16.0501	German Language and Literature
16.0502	Scandinavian Languages, Literatures, and Linguistics
16.0503	Danish Language and Literature
16.0504	Dutch/Flemish Language and Literature
16.0505	Norwegian Language and Literature
16.0506	Swedish Language and Literature
16.0599	Germanic Languages, Literatures, and Linguistics, Other
16.0601	Modern Greek Language and Literature
16.0700	South Asian Languages, Literatures, and Linguistics, General
16.0701	Hindi Language and Literature
16.0702	Sanskrit and Classical Indian Languages, Literatures, and Linguistics
16.0704	Bengali Language and Literature
16.0705	Punjabi Language and Literature
16.0706	Tamil Language and Literature
16.0707	Urdu Language and Literature
16.0799	South Asian Languages, Literatures, and Linguistics, Other
16.0801	Iranian Languages, Literatures, and Linguistics
16.0900	Romance Languages, Literatures, and Linguistics, General
16.0901	French Language and Literature
16.0902	Italian Language and Literature
16.0904	Portuguese Language and Literature
16.0905	Spanish Language and Literature
16.0906	Romanian Language and Literature
16.0907	Catalan Language and Literature
16.0908	Hispanic and Latin American Languages, Literatures, and Linguistics, General
16.0999	Romance Languages, Literatures, and Linguistics, Other
16.1001	American Indian/Native American Languages, Literatures, and Linguistics
16.1100	Middle/Near Eastern and Semitic Languages, Literatures, and Linguistics, General

Code	Description
16.1101	Arabic Language and Literature
16.1102	Hebrew Language and Literature
16.1103	Ancient Near Eastern and Biblical Languages, Literatures, and Linguistics
16.1199	Middle/Near Eastern and Semitic Languages, Literatures, and Linguistics, Other
16.1200	Classics and Classical Languages, Literatures, and Linguistics, General
16.1202	Ancient/Classical Greek Language and Literature
16.1203	Latin Language and Literature
16.1299	Classics and Classical Languages, Literatures, and Linguistics, Other
16.1301	Celtic Languages, Literatures, and Linguistics
16.1400	Southeast Asian Languages, Literatures, and Linguistics, General
16.1401	Australian/Oceanic/Pacific Languages, Literatures, and Linguistics
16.1402	Indonesian/Malay Languages and Literatures
16.1403	Burmese Language and Literature
16.1404	Filipino/Tagalog Language and Literature
16.1405	Khmer/Cambodian Language and Literature
16.1406	Lao Language and Literature
16.1407	Thai Language and Literature
16.1408	Vietnamese Language and Literature
16.1499	Southeast Asian and Australasian/Pacific Languages, Literatures, and Linguistics, Other
16.1501	Turkish Language and Literature
16.1502	Uralic Languages, Literatures, and Linguistics
16.1503	Hungarian/Magyar Language and Literature
16.1504	Mongolian Language and Literature
16.1599	Turkic, Uralic-Altaic, Caucasian, and Central Asian Languages, Literatures, and Linguistics, Other
16.1601	American Sign Language (ASL)
16.1602	Linguistics of ASL and Other Sign Languages
16.1603	Sign Language Interpretation and Translation
16.1699	American Sign Language, Other
16.9999	Foreign Languages, Literatures, and Linguistics, Other
19.0000	Work and Family Studies

Code	Description
19.0101	Family and Consumer Sciences/Human Sciences, General
19.0201	Business Family and Consumer Sciences/Human Sciences
19.0202	Family and Consumer Sciences/Human Sciences Communication
19.0203	Consumer Merchandising/Retailing Management
19.0299	Family and Consumer Sciences/Human Sciences Business Services, Other
19.0401	Family Resource Management Studies, General
19.0402	Consumer Economics
19.0403	Consumer Services and Advocacy
19.0499	Family and Consumer Economics and Related Services, Other
19.0501	Foods, Nutrition, and Wellness Studies, General
19.0504	Human Nutrition
19.0505	Foodservice Systems Administration/Management
19.0599	Foods, Nutrition, and Related Services, Other
19.0601	Housing and Human Environments, General
19.0604	Facilities Planning and Management
19.0605	Home Furnishings and Equipment Installers
19.0699	Housing and Human Environments, Other
19.0701	Human Development and Family Studies, General
19.0702	Adult Development and Aging
19.0704	Family Systems
19.0706	Child Development
19.0707	Family and Community Services
19.0708	Child Care and Support Services Management
19.0709	Child Care Provider/Assistant
19.0710	Developmental Services Worker
19.0799	Human Development, Family Studies, and Related Services, Other
19.0901	Apparel and Textiles, General
19.0902	Apparel and Textile Manufacture
19.0904	Textile Science
19.0905	Apparel and Textile Marketing Management

Code	Description
19.0906	Fashion and Fabric Consultant
19.0999	Apparel and Textiles, Other
19.9999	Family and Consumer Sciences/Human Sciences, Other
22.0000	Legal Studies, General
22.0001	Pre-Law Studies
22.0101	Law
22.0201	Advanced Legal Research/Studies, General
22.0202	Programs for Foreign Lawyers
22.0203	American/U.S. Law/Legal Studies/Jurisprudence
22.0204	Canadian Law/Legal Studies/Jurisprudence
22.0205	Banking, Corporate, Finance, and Securities Law
22.0206	Comparative Law
22.0207	Energy, Environment, and Natural Resources Law
22.0208	Health Law
22.0209	International Law and Legal Studies
22.0210	International Business, Trade, and Tax Law
22.0211	Tax Law/Taxation
22.0212	Intellectual Property Law
22.0299	Legal Research and Advanced Professional Studies, Other
22.0301	Legal Administrative Assistant/Secretary
22.0302	Legal Assistant/Paralegal
22.0303	Court Reporting/Court Reporter
22.0399	Legal Support Services, Other
22.9999	Legal Professions and Studies, Other
23.0101	English Language and Literature, General
23.1301	Writing, General
23.1302	Creative Writing
23.1303	Professional, Technical, Business, and Scientific Writing
23.1304	Rhetoric and Composition
23.1399	Rhetoric and Composition/Writing Studies, Other

Code	Description
23.1401	General Literature
23.1402	American Literature (United States)
23.1403	American Literature (Canadian)
23.1404	English Literature (British and Commonwealth)
23.1405	Children's and Adolescent Literature
23.1499	Literature, Other
23.9999	English Language and Literature/Letters, Other
24.0101	Liberal Arts and Sciences/Liberal Studies
24.0102	General Studies
24.0103	Humanities/Humanistic Studies
24.0199	Liberal Arts and Sciences, General Studies and Humanities, Other
25.0101	Library and Information Science
25.0102	Children and Youth Library Services
25.0103	Archives/Archival Administration
25.0199	Library Science and Administration, Other
25.0301	Library and Archives Assisting
25.9999	Library Science, Other
26.0101	Biology/Biological Sciences, General
26.0102	Biomedical Sciences, General
26.0202	Biochemistry
26.0203	Biophysics
26.0204	Molecular Biology
26.0205	Molecular Biochemistry
26.0206	Molecular Biophysics
26.0207	Structural Biology
26.0208	Photobiology
26.0209	Radiation Biology/Radiobiology
26.0210	Biochemistry and Molecular Biology
26.0299	Biochemistry, Biophysics and Molecular Biology, Other
26.0301	Botany/Plant Biology

Code	Description
26.0305	Plant Pathology/Phytopathology
26.0307	Plant Physiology
26.0308	Plant Molecular Biology
26.0399	Botany/Plant Biology, Other
26.0401	Cell/Cellular Biology and Histology
26.0403	Anatomy
26.0404	Developmental Biology and Embryology
26.0406	Cell/Cellular and Molecular Biology
26.0407	Cell Biology and Anatomy
26.0499	Cell/Cellular Biology and Anatomical Sciences, Other
26.0502	Microbiology, General
26.0503	Medical Microbiology and Bacteriology
26.0504	Virology
26.0505	Parasitology
26.0506	Mycology
26.0507	Immunology
26.0508	Microbiology and Immunology
26.0599	Microbiological Sciences and Immunology, Other
26.0701	Zoology/Animal Biology
26.0702	Entomology
26.0707	Animal Physiology
26.0708	Animal Behavior and Ethology
26.0709	Wildlife Biology
26.0799	Zoology/Animal Biology, Other
26.0801	Genetics, General
26.0802	Molecular Genetics
26.0803	Microbial and Eukaryotic Genetics
26.0804	Animal Genetics
26.0805	Plant Genetics
26.0806	Human/Medical Genetics

Code	Description
26.0807	Genome Sciences/Genomics
26.0899	Genetics, Other
26.0901	Physiology, General
26.0902	Molecular Physiology
26.0903	Cell Physiology
26.0904	Endocrinology
26.0905	Reproductive Biology
26.0907	Cardiovascular Science
26.0908	Exercise Physiology
26.0909	Vision Science/Physiological Optics
26.0910	Pathology/Experimental Pathology
26.0911	Oncology and Cancer Biology
26.0912	Aerospace Physiology and Medicine
26.0999	Physiology, Pathology, and Related Sciences, Other
26.1001	Pharmacology
26.1002	Molecular Pharmacology
26.1003	Neuropharmacology
26.1004	Toxicology
26.1005	Molecular Toxicology
26.1006	Environmental Toxicology
26.1007	Pharmacology and Toxicology
26.1099	Pharmacology and Toxicology, Other
26.1101	Biometry/Biometrics
26.1102	Biostatistics
26.1103	Bioinformatics
26.1104	Computational Biology
26.1199	Biomathematics, Bioinformatics, and Computational Biology, Other
26.1201	Biotechnology
26.1301	Ecology
26.1302	Marine Biology and Biological Oceanography

Code	Description
26.1303	Evolutionary Biology
26.1304	Aquatic Biology/Limnology
26.1305	Environmental Biology
26.1306	Population Biology
26.1307	Conservation Biology
26.1308	Systematic Biology/Biological Systematics
26.1309	Epidemiology
26.1310	Ecology and Evolutionary Biology
26.1399	Ecology, Evolution, Systematics and Population Biology, Other
26.1401	Molecular Medicine
26.1501	Neuroscience
26.1502	Neuroanatomy
26.1503	Neurobiology and Anatomy
26.1504	Neurobiology and Behavior
26.1599	Neurobiology and Neurosciences, Other
26.9999	Biological and Biomedical Sciences, Other
27.0101	Mathematics, General
27.0102	Algebra and Number Theory
27.0103	Analysis and Functional Analysis
27.0104	Geometry/Geometric Analysis
27.0105	Topology and Foundations
27.0199	Mathematics, Other
27.0301	Applied Mathematics, General
27.0303	Computational Mathematics
27.0304	Computational and Applied Mathematics
27.0305	Financial Mathematics
27.0306	Mathematical Biology
27.0399	Applied Mathematics, Other
27.0501	Statistics, General
27.0502	Mathematical Statistics and Probability

Code	Description
27.0503	Mathematics and Statistics
27.0599	Statistics, Other
27.9999	Mathematics and Statistics, Other
28.0101	Air Force JROTC/ROTC
28.0199	Air Force ROTC, Air Science and Operations, Other
28.0301	Army JROTC/ROTC
28.0399	Army ROTC, Military Science and Operations, Other
28.0401	Navy/Marine Corps JROTC/ROTC
28.0499	Navy/Marine Corps ROTC, Naval Science and Operations, Other
28.0501	Air Science/Airpower Studies
28.0502	Air and Space Operational Art and Science
28.0503	Military Operational Art and Science/Studies
28.0504	Advanced Military and Operational Studies
28.0505	Naval Science and Operational Studies
28.0506	Special, Irregular and Counterterrorist Operations
28.0599	Military Science and Operational Studies, Other
28.0601	Strategic Studies, General
28.0602	Military and Strategic Leadership
28.0603	Military and International Operational Law
28.0604	Joint Operations Planning and Strategy
28.0605	Weapons of Mass Destruction
28.0699	National Security Policy and Strategy, Other
28.0701	National Resource Strategy and Policy
28.0702	Industry Studies
28.0703	Military Installation Management
28.0799	Military Economics and Management, Other
28.9999	Military Science, Leadership and Operational Art, Other
29.0201	Intelligence, General
29.0202	Strategic Intelligence
29.0203	Signal/Geospatial Intelligence

Code	Description
29.0204	Command & Control (C3, C4I) Systems and Operations
29.0205	Information Operations/Joint Information Operations
29.0206	Information/Psychological Warfare and Military Media Relations
29.0207	Cyber/Electronic Operations and Warfare
29.0299	Intelligence, Command Control and Information Operations, Other
29.0301	Combat Systems Engineering
29.0302	Directed Energy Systems
29.0303	Engineering Acoustics
29.0304	Low-Observables and Stealth Technology
29.0305	Space Systems Operations
29.0306	Operational Oceanography
29.0307	Undersea Warfare
29.0399	Military Applied Sciences, Other
29.0401	Aerospace Ground Equipment Technology
29.0402	Air and Space Operations Technology
29.0403	Aircraft Armament Systems Technology
29.0404	Explosive Ordinance/Bomb Disposal
29.0405	Joint Command/Task Force (C3, C4I) Systems
29.0406	Military Information Systems Technology
29.0407	Missile and Space Systems Technology
29.0408	Munitions Systems/Ordinance Technology
29.0409	Radar Communications and Systems Technology
29.0499	Military Systems and Maintenance Technology, Other
29.9999	Military Technologies and Applied Sciences, Other
30.0000	Multi-/Interdisciplinary Studies, General
30.0101	Biological and Physical Sciences
30.0501	Peace Studies and Conflict Resolution
30.0601	Systems Science and Theory
30.0801	Mathematics and Computer Science
30.1001	Biopsychology

Code	Description
30.1101	Gerontology
30.1201	Historic Preservation and Conservation
30.1202	Cultural Resource Management and Policy Analysis
30.1299	Historic Preservation and Conservation, Other
30.1301	Medieval and Renaissance Studies
30.1401	Museology/Museum Studies
30.1501	Science, Technology and Society
30.1601	Accounting and Computer Science
30.1701	Behavioral Sciences
30.1801	Natural Sciences
30.1901	Nutrition Sciences
30.2001	International/Global Studies
30.2101	Holocaust and Related Studies
30.2201	Ancient Studies/Civilization
30.2202	Classical, Ancient Mediterranean and Near Eastern Studies and Archaeology
30.2301	Intercultural/Multicultural and Diversity Studies
30.2501	Cognitive Science
30.2601	Cultural Studies/Critical Theory and Analysis
30.2701	Human Biology
30.2801	Dispute Resolution
30.2901	Maritime Studies
30.3001	Computational Science
30.3101	Human Computer Interaction
30.3201	Marine Sciences
30.3301	Sustainability Studies
30.9999	Multi-/Interdisciplinary Studies, Other
31.0101	Parks, Recreation and Leisure Studies
31.0301	Parks, Recreation and Leisure Facilities Management, General
31.0302	Golf Course Operation and Grounds Management
31.0399	Parks, Recreation and Leisure Facilities Management, Other

Code	Description
31.0501	Health and Physical Education/Fitness, General
31.0504	Sport and Fitness Administration/Management
31.0505	Kinesiology and Exercise Science
31.0507	Physical Fitness Technician
31.0508	Sports Studies
31.0599	Health and Physical Education/Fitness, Other
31.0601	Outdoor Education
31.9999	Parks, Recreation, Leisure, and Fitness Studies, Other
32.0101	Basic Skills and Developmental/Remedial Education, General
32.0104	Developmental/Remedial Mathematics
32.0105	Job-Seeking/Changing Skills
32.0107	Career Exploration/Awareness Skills
32.0108	Developmental/Remedial English
32.0109	Second Language Learning
32.0110	Basic Computer Skills
32.0111	Workforce Development and Training
32.0199	Basic Skills and Developmental/Remedial Education, Other
33.0101	Citizenship Activities, General
33.0102	American Citizenship Education
33.0103	Community Awareness
33.0104	Community Involvement
33.0105	Canadian Citizenship Education
33.0199	Citizenship Activities, Other
34.0102	Birthing and Parenting Knowledge and Skills
34.0103	Personal Health Improvement and Maintenance
34.0104	Addiction Prevention and Treatment
34.0199	Health-Related Knowledge and Skills, Other
35.0101	Interpersonal and Social Skills, General
35.0102	Interpersonal Relationships Skills
35.0103	Business and Social Skills

Code	Description
35.0199	Interpersonal Social Skills, Other
36.0101	Leisure and Recreational Activities, General
36.0102	Handicrafts and Model-Making
36.0103	Board, Card and Role-Playing Games
36.0105	Home Maintenance and Improvement
36.0106	Nature Appreciation
36.0107	Pet Ownership and Care
36.0108	Sports and Exercise
36.0109	Travel and Exploration
36.0110	Art
36.0111	Collecting
36.0112	Cooking and Other Domestic Skills
36.0113	Computer Games and Programming Skills
36.0114	Dancing
36.0115	Music
36.0116	Reading
36.0117	Theatre/Theater
36.0118	Writing
36.0119	Aircraft Pilot (Private)
36.0199	Leisure and Recreational Activities, Other
37.0101	Self-Awareness and Personal Assessment
37.0102	Stress Management and Coping Skills
37.0103	Personal Decision-Making Skills
37.0104	Self-Esteem and Values Clarification
37.0199	Personal Awareness and Self-Improvement, Other
38.0001	Philosophy and Religious Studies, General
38.0101	Philosophy
38.0102	Logic
38.0103	Ethics
38.0104	Applied and Professional Ethics

Code	Description
38.0199	Philosophy, Other
38.0201	Religion/Religious Studies
38.0202	Buddhist Studies
38.0203	Christian Studies
38.0204	Hindu Studies
38.0205	Islamic Studies
38.0206	Jewish/Judaic Studies
38.0299	Religion/Religious Studies, Other
38.9999	Philosophy and Religious Studies, Other
39.0201	Bible/Biblical Studies
39.0301	Missions/Missionary Studies and Missiology
39.0401	Religious Education
39.0501	Religious/Sacred Music
39.0601	Theology/Theological Studies
39.0602	Divinity/Ministry
39.0604	Pre-Theology/Pre-Ministerial Studies
39.0605	Rabbinical Studies
39.0606	Talmudic Studies
39.0699	Theological and Ministerial Studies, Other
39.0701	Pastoral Studies/Counseling
39.0702	Youth Ministry
39.0703	Urban Ministry
39.0704	Women's Ministry
39.0705	Lay Ministry
39.0799	Pastoral Counseling and Specialized Ministries, Other
39.9999	Theology and Religious Vocations, Other
40.0101	Physical Sciences
40.0201	Astronomy
40.0202	Astrophysics
40.0203	Planetary Astronomy and Science

Code	Description
40.0299	Astronomy and Astrophysics, Other
40.0401	Atmospheric Sciences and Meteorology, General
40.0402	Atmospheric Chemistry and Climatology
40.0403	Atmospheric Physics and Dynamics
40.0404	Meteorology
40.0499	Atmospheric Sciences and Meteorology, Other
40.0501	Chemistry, General
40.0502	Analytical Chemistry
40.0503	Inorganic Chemistry
40.0504	Organic Chemistry
40.0506	Physical Chemistry
40.0507	Polymer Chemistry
40.0508	Chemical Physics
40.0509	Environmental Chemistry
40.0510	Forensic Chemistry
40.0511	Theoretical Chemistry
40.0599	Chemistry, Other
40.0601	Geology/Earth Science, General
40.0602	Geochemistry
40.0603	Geophysics and Seismology
40.0604	Paleontology
40.0605	Hydrology and Water Resources Science
40.0606	Geochemistry and Petrology
40.0607	Oceanography, Chemical and Physical
40.0699	Geological and Earth Sciences/Geosciences, Other
40.0801	Physics, General
40.0802	Atomic/Molecular Physics
40.0804	Elementary Particle Physics
40.0805	Plasma and High-Temperature Physics
40.0806	Nuclear Physics

Code	Description
40.0807	Optics/Optical Sciences
40.0808	Condensed Matter and Materials Physics
40.0809	Acoustics
40.0810	Theoretical and Mathematical Physics
40.0899	Physics, Other
40.1001	Materials Science
40.1002	Materials Chemistry
40.1099	Materials Sciences, Other
40.9999	Physical Sciences, Other
41.0000	Science Technologies/Technicians, General
41.0101	Biology Technician/Biotechnology Laboratory Technician
41.0204	Industrial Radiologic Technology/Technician
41.0205	Nuclear/Nuclear Power Technology/Technician
41.0299	Nuclear and Industrial Radiologic Technologies/Technicians, Other
41.0301	Chemical Technology/Technician
41.0303	Chemical Process Technology
41.0399	Physical Science Technologies/Technicians, Other
41.9999	Science Technologies/Technicians, Other
42.0101	Psychology, General
42.2701	Cognitive Psychology and Psycholinguistics
42.2702	Comparative Psychology
42.2703	Developmental and Child Psychology
42.2704	Experimental Psychology
42.2705	Personality Psychology
42.2706	Physiological Psychology/Psychobiology
42.2707	Social Psychology
42.2708	Psychometrics and Quantitative Psychology
42.2709	Psychopharmacology
42.2799	Research and Experimental Psychology, Other
42.2801	Clinical Psychology

Code	Description
42.2802	Community Psychology
42.2803	Counseling Psychology
42.2804	Industrial and Organizational Psychology
42.2805	School Psychology
42.2806	Educational Psychology
42.2807	Clinical Child Psychology
42.2808	Environmental Psychology
42.2809	Geropsychology
42.2810	Health/Medical Psychology
42.2811	Family Psychology
42.2812	Forensic Psychology
42.2813	Applied Psychology
42.2814	Applied Behavior Analysis
42.2899	Clinical, Counseling and Applied Psychology, Other
42.9999	Psychology, Other
43.0102	Corrections
43.0103	Criminal Justice/Law Enforcement Administration
43.0104	Criminal Justice/Safety Studies
43.0106	Forensic Science and Technology
43.0107	Criminal Justice/Police Science
43.0109	Security and Loss Prevention Services
43.0110	Juvenile Corrections
43.0111	Criminalistics and Criminal Science
43.0112	Securities Services Administration/Management
43.0113	Corrections Administration
43.0114	Law Enforcement Investigation and Interviewing
43.0115	Law Enforcement Record-Keeping and Evidence Management
43.0116	Cyber/Computer Forensics and Counterterrorism
43.0117	Financial Forensics and Fraud Investigation
43.0118	Law Enforcement Intelligence Analysis

Code	Description
43.0119	Critical Incident Response/Special Police Operations
43.0120	Protective Services Operations
43.0121	Suspension and Debarment Investigation
43.0122	Maritime Law Enforcement
43.0123	Cultural/Archaeological Resources Protection
43.0199	Corrections and Criminal Justice, Other
43.0201	Fire Prevention and Safety Technology/Technician
43.0202	Fire Services Administration
43.0203	Fire Science/Fire-fighting
43.0204	Fire Systems Technology
43.0205	Fire/Arson Investigation and Prevention
43.0206	Wildland/Forest Firefighting and Investigation
43.0299	Fire Protection, Other
43.0301	Homeland Security
43.0302	Crisis/Emergency/Disaster Management
43.0303	Critical Infrastructure Protection
43.0304	Terrorism and Counterterrorism Operations
43.0399	Homeland Security, Other
43.9999	Homeland Security, Law Enforcement, Firefighting and Related Protective Services, Other
44.0000	Human Services, General
44.0201	Community Organization and Advocacy
44.0401	Public Administration
44.0501	Public Policy Analysis, General
44.0502	Education Policy Analysis
44.0503	Health Policy Analysis
44.0504	International Policy Analysis
44.0599	Public Policy Analysis, Other
44.0701	Social Work
44.0702	Youth Services/Administration
44.0799	Social Work, Other

Code	Description
44.9999	Public Administration and Social Service Professions, Other
45.0101	Social Sciences, General
45.0102	Research Methodology and Quantitative Methods
45.0201	Anthropology
45.0202	Physical and Biological Anthropology
45.0203	Medical Anthropology
45.0204	Cultural Anthropology
45.0299	Anthropology, Other
45.0301	Archaeology
45.0401	Criminology
45.0501	Demography and Population Studies
45.0601	Economics, General
45.0602	Applied Economics
45.0603	Econometrics and Quantitative Economics
45.0604	Development Economics and International Development
45.0605	International Economics
45.0699	Economics, Other
45.0701	Geography
45.0702	Geographic Information Science and Cartography
45.0799	Geography, Other
45.0901	International Relations and Affairs
45.0902	National Security Policy Studies
45.0999	International Relations and National Security Studies, Other
45.1001	Political Science and Government, General
45.1002	American Government and Politics (United States)
45.1003	Canadian Government and Politics
45.1004	Political Economy
45.1099	Political Science and Government, Other
45.1101	Sociology
45.1201	Urban Studies/Affairs

Code	Description
45.1301	Sociology and Anthropology
45.1401	Rural Sociology
45.9999	Social Sciences, Other
46.0000	Construction Trades, General
46.0101	Mason/Masonry
46.0201	Carpentry/Carpenter
46.0301	Electrical and Power Transmission Installation/Installer, General
46.0302	Electrician
46.0303	Lineworker
46.0399	Electrical and Power Transmission Installers, Other
46.0401	Building/Property Maintenance
46.0402	Concrete Finishing/Concrete Finisher
46.0403	Building/Home/Construction Inspection/Inspector
46.0404	Drywall Installation/Drywaller
46.0406	Glazier
46.0408	Painting/Painter and Wall Coverer
46.0410	Roofer
46.0411	Metal Building Assembly/Assembler
46.0412	Building/Construction Site Management/Manager
46.0413	Carpet, Floor, and Tile Worker
46.0414	Insulator
46.0415	Building Construction Technology
46.0499	Building/Construction Finishing, Management, and Inspection, Other
46.0502	Pipefitting/Pipefitter and Sprinkler Fitter
46.0503	Plumbing Technology/Plumber
46.0504	Well Drilling/Driller
46.0505	Blasting/Blaster
46.0599	Plumbing and Related Water Supply Services, Other
46.9999	Construction Trades, Other
47.0000	Mechanics and Repairers, General

Code	Description
47.0101	Electrical/Electronics Equipment Installation and Repair, General
47.0102	Business Machine Repair
47.0103	Communications Systems Installation and Repair Technology
47.0104	Computer Installation and Repair Technology/Technician
47.0105	Industrial Electronics Technology/Technician
47.0106	Appliance Installation and Repair Technology/Technician
47.0110	Security System Installation, Repair, and Inspection Technology/Technician
47.0199	Electrical/Electronics Maintenance and Repair Technology, Other
47.0201	Heating, Air Conditioning, Ventilation and Refrigeration Maintenance Technology/Technician
47.0302	Heavy Equipment Maintenance Technology/Technician
47.0303	Industrial Mechanics and Maintenance Technology
47.0399	Heavy/Industrial Equipment Maintenance Technologies, Other
47.0402	Gunsmithing/Gunsmith
47.0403	Locksmithing and Safe Repair
47.0404	Musical Instrument Fabrication and Repair
47.0408	Watchmaking and Jewelmaking
47.0409	Parts and Warehousing Operations and Maintenance Technology/Technician
47.0499	Precision Systems Maintenance and Repair Technologies, Other
47.0600	Vehicle Maintenance and Repair Technologies, General
47.0603	Autobody/Collision and Repair Technology/Technician
47.0604	Automobile/Automotive Mechanics Technology/Technician
47.0605	Diesel Mechanics Technology/Technician
47.0606	Small Engine Mechanics and Repair Technology/Technician
47.0607	Airframe Mechanics and Aircraft Maintenance Technology/Technician
47.0608	Aircraft Powerplant Technology/Technician
47.0609	Avionics Maintenance Technology/Technician
47.0610	Bicycle Mechanics and Repair Technology/Technician
47.0611	Motorcycle Maintenance and Repair Technology/Technician
47.0612	Vehicle Emissions Inspection and Maintenance Technology/Technician
47.0613	Medium/Heavy Vehicle and Truck Technology/Technician

Code	Description
47.0614	Alternative Fuel Vehicle Technology/Technician
47.0615	Engine Machinist
47.0616	Marine Maintenance/Fitter and Ship Repair Technology/Technician
47.0617	High Performance and Custom Engine Technician/Mechanic
47.0618	Recreation Vehicle (RV) Service Technician
47.0699	Vehicle Maintenance and Repair Technologies, Other
47.9999	Mechanic and Repair Technologies/Technicians, Other
48.0000	Precision Production Trades, General
48.0303	Upholstery/Upholsterer
48.0304	Shoe, Boot and Leather Repair
48.0399	Leatherworking and Upholstery, Other
48.0501	Machine Tool Technology/Machinist
48.0503	Machine Shop Technology/Assistant
48.0506	Sheet Metal Technology/Sheetworking
48.0507	Tool and Die Technology/Technician
48.0508	Welding Technology/Welder
48.0509	Ironworking/Ironworker
48.0510	Computer Numerically Controlled (CNC) Machinist Technology/CNC Machinist
48.0511	Metal Fabricator
48.0599	Precision Metal Working, Other
48.0701	Woodworking, General
48.0702	Furniture Design and Manufacturing
48.0703	Cabinetmaking and Millwork
48.0799	Woodworking, Other
48.0801	Boilermaking/Boilermaker
48.9999	Precision Production, Other
49.0101	Aeronautics/Aviation/Aerospace Science and Technology, General
49.0102	Airline/Commercial/Professional Pilot and Flight Crew
49.0104	Aviation/Airway Management and Operations
49.0105	Air Traffic Controller

Code	Description
49.0106	Airline Flight Attendant
49.0108	Flight Instructor
49.0199	Air Transportation, Other
49.0202	Construction/Heavy Equipment/Earthmoving Equipment Operation
49.0205	Truck and Bus Driver/Commercial Vehicle Operator and Instructor
49.0206	Mobil Crane Operation/Operator
49.0207	Flagging and Traffic Control
49.0208	Railroad and Railway Transportation
49.0299	Ground Transportation, Other
49.0303	Commercial Fishing
49.0304	Diver, Professional and Instructor
49.0309	Marine Science/Merchant Marine Officer
49.0399	Marine Transportation, Other
49.9999	Transportation and Materials Moving, Other
50.0101	Visual and Performing Arts, General
50.0102	Digital Arts
50.0201	Crafts/Craft Design, Folk Art and Artisanry
50.0301	Dance, General
50.0302	Ballet
50.0399	Dance, Other
50.0401	Design and Visual Communications, General
50.0402	Commercial and Advertising Art
50.0404	Industrial and Product Design
50.0406	Commercial Photography
50.0407	Fashion/Apparel Design
50.0408	Interior Design
50.0409	Graphic Design
50.0410	Illustration
50.0411	Game and Interactive Media Design
50.0499	Design and Applied Arts, Other

Code	Description
50.0501	Drama and Dramatics/Theatre Arts, General
50.0502	Technical Theatre/Theatre Design and Technology
50.0504	Playwriting and Screenwriting
50.0505	Theatre Literature, History and Criticism
50.0506	Acting
50.0507	Directing and Theatrical Production
50.0509	Musical Theatre
50.0510	Costume Design
50.0599	Dramatic/Theatre Arts and Stagecraft, Other
50.0601	Film/Cinema/Video Studies
50.0602	Cinematography and Film/Video Production
50.0605	Photography
50.0607	Documentary Production
50.0699	Film/Video and Photographic Arts, Other
50.0701	Art/Art Studies, General
50.0702	Fine/Studio Arts, General
50.0703	Art History, Criticism and Conservation
50.0705	Drawing
50.0706	Intermedia/Multimedia
50.0708	Painting
50.0709	Sculpture
50.0710	Printmaking
50.0711	Ceramic Arts and Ceramics
50.0712	Fiber, Textile and Weaving Arts
50.0713	Metal and Jewelry Arts
50.0799	Fine Arts and Art Studies, Other
50.0901	Music, General
50.0902	Music History, Literature, and Theory
50.0903	Music Performance, General
50.0904	Music Theory and Composition

Code	Description
50.0905	Musicology and Ethnomusicology
50.0906	Conducting
50.0907	Keyboard Instruments
50.0908	Voice and Opera
50.0910	Jazz/Jazz Studies
50.0911	Stringed Instruments
50.0912	Music Pedagogy
50.0913	Music Technology
50.0914	Brass Instruments
50.0915	Woodwind Instruments
50.0916	Percussion Instruments
50.0999	Music, Other
50.1001	Arts, Entertainment, and Media Management, General
50.1002	Fine and Studio Arts Management
50.1003	Music Management
50.1004	Theatre/Theatre Arts Management
50.1099	Arts, Entertainment, and Media Management, Other
50.9999	Visual and Performing Arts, Other
51.0000	Health Services/Allied Health/Health Sciences, General
51.0001	Health and Wellness, General
51.0101	Chiropractic
51.0201	Communication Sciences and Disorders, General
51.0202	Audiology/Audiologist
51.0203	Speech-Language Pathology/Pathologist
51.0204	Audiology/Audiologist and Speech-Language Pathology/Pathologist
51.0299	Communication Disorders Sciences and Services, Other
51.0401	Dentistry
51.0501	Dental Clinical Sciences, General
51.0502	Advanced General Dentistry
51.0503	Oral Biology and Oral and Maxillofacial Pathology

Code	Description
51.0504	Dental Public Health and Education
51.0505	Dental Materials
51.0506	Endodontics/Endodontology
51.0507	Oral/Maxillofacial Surgery
51.0508	Orthodontics/Orthodontology
51.0509	Pediatric Dentistry/Pedodontics
51.0510	Periodontics/Periodontology
51.0511	Prosthodontics/Prosthodontology
51.0599	Advanced/Graduate Dentistry and Oral Sciences, Other
51.0601	Dental Assisting/Assistant
51.0602	Dental Hygiene/Hygienist
51.0603	Dental Laboratory Technology/Technician
51.0699	Dental Services and Allied Professions, Other
51.0701	Health/Health Care Administration/Management
51.0702	Hospital and Health Care Facilities Administration/Management
51.0703	Health Unit Coordinator/Ward Clerk
51.0704	Health Unit Manager/Ward Supervisor
51.0705	Medical Office Management/Administration
51.0706	Health Information/Medical Records Administration/Administrator
51.0707	Health Information/Medical Records Technology/Technician
51.0708	Medical Transcription/Transcriptionist
51.0709	Medical Office Computer Specialist/Assistant
51.0710	Medical Office Assistant/Specialist
51.0711	Medical/Health Management and Clinical Assistant/Specialist
51.0712	Medical Reception/Receptionist
51.0713	Medical Insurance Coding Specialist/Coder
51.0714	Medical Insurance Specialist/Medical Biller
51.0715	Health/Medical Claims Examiner
51.0716	Medical Administrative/Executive Assistant and Medical Secretary
51.0717	Medical Staff Services Technology/Technician

Code	Description
51.0718	Long Term Care Administration/Management
51.0719	Clinical Research Coordinator
51.0799	Health and Medical Administrative Services, Other
51.0801	Medical/Clinical Assistant
51.0802	Clinical/Medical Laboratory Assistant
51.0803	Occupational Therapist Assistant
51.0805	Pharmacy Technician/Assistant
51.0806	Physical Therapy Technician/Assistant
51.0808	Veterinary/Animal Health Technology/Technician and Veterinary Assistant
51.0809	Anesthesiologist Assistant
51.0810	Emergency Care Attendant (EMT Ambulance)
51.0811	Pathology/Pathologist Assistant
51.0812	Respiratory Therapy Technician/Assistant
51.0813	Chiropractic Assistant/Technician
51.0814	Radiologist Assistant
51.0815	Lactation Consultant
51.0816	Speech-Language Pathology Assistant
51.0899	Allied Health and Medical Assisting Services, Other
51.0901	Cardiovascular Technology/Technologist
51.0902	Electrocardiograph Technology/Technician
51.0903	Electroneurodiagnostic/Electroencephalographic Technology/Technologist
51.0904	Emergency Medical Technology/Technician (EMT Paramedic)
51.0905	Nuclear Medical Technology/Technologist
51.0906	Perfusion Technology/Perfusionist
51.0907	Medical Radiologic Technology/Science - Radiation Therapist
51.0908	Respiratory Care Therapy/Therapist
51.0909	Surgical Technology/Technologist
51.0910	Diagnostic Medical Sonography/Sonographer and Ultrasound Technician
51.0911	Radiologic Technology/Science - Radiographer
51.0912	Physician Assistant

Code	Description
51.0913	Athletic Training/Trainer
51.0914	Gene/Genetic Therapy
51.0915	Cardiopulmonary Technology/Technologist
51.0916	Radiation Protection/Health Physics Technician
51.0917	Polysomnography
51.0918	Hearing Instrument Specialist
51.0919	Mammography Technician/Technology
51.0920	Magnetic Resonance Imaging (MRI) Technology/Technician
51.0999	Allied Health Diagnostic, Intervention, and Treatment Professions, Other
51.1001	Blood Bank Technology Specialist
51.1002	Cytotechnology/Cytotechnologist
51.1003	Hematology Technology/Technician
51.1004	Clinical/Medical Laboratory Technician
51.1005	Clinical Laboratory Science/Medical Technology/Technologist
51.1006	Ophthalmic Laboratory Technology/Technician
51.1007	Histologic Technology/Histotechnologist
51.1008	Histologic Technician
51.1009	Phlebotomy Technician/Phlebotomist
51.1010	Cytogenetics/Genetics/Clinical Genetics Technology/Technologist
51.1011	Renal/Dialysis Technologist/Technician
51.1012	Sterile Processing Technology/Technician
51.1099	Clinical/Medical Laboratory Science and Allied Professions, Other
51.1101	Pre-Dentistry Studies
51.1102	Pre-Medicine/Pre-Medical Studies
51.1103	Pre-Pharmacy Studies
51.1104	Pre-Veterinary Studies
51.1105	Pre-Nursing Studies
51.1106	Pre-Chiropractic Studies
51.1107	Pre-Occupational Therapy Studies
51.1108	Pre-Optometry Studies

Code	Description
51.1109	Pre-Physical Therapy Studies
51.1199	Health/Medical Preparatory Programs, Other
51.1201	Medicine
51.1401	Medical Scientist
51.1501	Substance Abuse/Addiction Counseling
51.1502	Psychiatric/Mental Health Services Technician
51.1503	Clinical/Medical Social Work
51.1504	Community Health Services/Liaison/Counseling
51.1505	Marriage and Family Therapy/Counseling
51.1506	Clinical Pastoral Counseling/Patient Counseling
51.1507	Psychoanalysis and Psychotherapy
51.1508	Mental Health Counseling/Counselor
51.1509	Genetic Counseling/Counselor
51.1599	Mental and Social Health Services and Allied Professions, Other
51.1701	Optometry
51.1801	Opticianry/Ophthalmic Dispensing Optician
51.1802	Optometric Technician/Assistant
51.1803	Ophthalmic Technician/Technologist
51.1804	Orthoptics/Orthoptist
51.1899	Ophthalmic and Optometric Support Services and Allied Professions, Other
51.1901	Osteopathic Medicine/Osteopathy
51.2001	Pharmacy
51.2002	Pharmacy Administration and Pharmacy Policy and Regulatory Affairs
51.2003	Pharmaceutics and Drug Design
51.2004	Medicinal and Pharmaceutical Chemistry
51.2005	Natural Products Chemistry and Pharmacognosy
51.2006	Clinical and Industrial Drug Development
51.2007	Pharmacoeconomics/Pharmaceutical Economics
51.2008	Clinical, Hospital, and Managed Care Pharmacy
51.2009	Industrial and Physical Pharmacy and Cosmetic Sciences

Code	Description
51.2010	Pharmaceutical Sciences
51.2011	Pharmaceutical Marketing and Management
51.2099	Pharmacy, Pharmaceutical Sciences, and Administration, Other
51.2101	Podiatric Medicine/Podiatry
51.2201	Public Health, General
51.2202	Environmental Health
51.2205	Health/Medical Physics
51.2206	Occupational Health and Industrial Hygiene
51.2207	Public Health Education and Promotion
51.2208	Community Health and Preventive Medicine
51.2209	Maternal and Child Health
51.2210	International Public Health/International Health
51.2211	Health Services Administration
51.2212	Behavioral Aspects of Health
51.2299	Public Health, Other
51.2301	Art Therapy/Therapist
51.2302	Dance Therapy/Therapist
51.2305	Music Therapy/Therapist
51.2306	Occupational Therapy/Therapist
51.2307	Orthotist/Prosthetist
51.2308	Physical Therapy/Therapist
51.2309	Therapeutic Recreation/Recreational Therapy
51.2310	Vocational Rehabilitation Counseling/Counselor
51.2311	Kinesiotherapy/Kinesiotherapist
51.2312	Assistive/Augmentative Technology and Rehabilitation Engineering
51.2313	Animal-Assisted Therapy
51.2314	Rehabilitation Science
51.2399	Rehabilitation and Therapeutic Professions, Other
51.2401	Veterinary Medicine
51.2501	Veterinary Sciences/Veterinary Clinical Sciences, General

Code	Description
51.2502	Veterinary Anatomy
51.2503	Veterinary Physiology
51.2504	Veterinary Microbiology and Immunobiology
51.2505	Veterinary Pathology and Pathobiology
51.2506	Veterinary Toxicology and Pharmacology
51.2507	Large Animal/Food Animal and Equine Surgery and Medicine
51.2508	Small/Companion Animal Surgery and Medicine
51.2509	Comparative and Laboratory Animal Medicine
51.2510	Veterinary Preventive Medicine, Epidemiology, and Public Health
51.2511	Veterinary Infectious Diseases
51.2599	Veterinary Biomedical and Clinical Sciences, Other
51.2601	Health Aide
51.2602	Home Health Aide/Home Attendant
51.2603	Medication Aide
51.2604	Rehabilitation Aide
51.2699	Health Aides/Attendants/Orderlies, Other
51.2703	Medical Illustration/Medical Illustrator
51.2706	Medical Informatics
51.2799	Medical Illustration and Informatics, Other
51.3101	Dietetics/Dietitian
51.3102	Clinical Nutrition/Nutritionist
51.3103	Dietetic Technician
51.3104	Dietitian Assistant
51.3199	Dietetics and Clinical Nutrition Services, Other
51.3201	Bioethics/Medical Ethics
51.3300	Alternative and Complementary Medicine and Medical Systems, General
51.3301	Acupuncture and Oriental Medicine
51.3302	Traditional Chinese Medicine and Chinese Herbology
51.3303	Naturopathic Medicine/Naturopathy
51.3304	Homeopathic Medicine/Homeopathy

Code	Description
51.3305	Ayurvedic Medicine/Ayurveda
51.3306	Holistic Health
51.3399	Alternative and Complementary Medicine and Medical Systems, Other
51.3401	Direct Entry Midwifery
51.3499	Alternative and Complementary Medical Support Services, Other
51.3501	Massage Therapy/Therapeutic Massage
51.3502	Asian Bodywork Therapy
51.3503	Somatic Bodywork
51.3599	Somatic Bodywork and Related Therapeutic Services, Other
51.3601	Movement Therapy and Movement Education
51.3602	Yoga Teacher Training/Yoga Therapy
51.3603	Hypnotherapy/Hypnotherapist
51.3699	Movement and Mind-Body Therapies and Education, Other
51.3701	Aromatherapy
51.3702	Herbalism/Herbalist
51.3703	Polarity Therapy
51.3704	Reiki
51.3799	Energy and Biologically Based Therapies, Other
51.3801	Registered Nursing/Registered Nurse
51.3802	Nursing Administration
51.3803	Adult Health Nurse/Nursing
51.3804	Nurse Anesthetist
51.3805	Family Practice Nurse/Nursing
51.3806	Maternal/Child Health and Neonatal Nurse/Nursing
51.3807	Nurse Midwife/Nursing Midwifery
51.3808	Nursing Science
51.3809	Pediatric Nurse/Nursing
51.3810	Psychiatric/Mental Health Nurse/Nursing
51.3811	Public Health/Community Nurse/Nursing
51.3812	Perioperative/Operating Room and Surgical Nurse/Nursing

Code	Description
51.3813	Clinical Nurse Specialist
51.3814	Critical Care Nursing
51.3815	Occupational and Environmental Health Nursing
51.3816	Emergency Room/Trauma Nursing
51.3817	Nursing Education
51.3818	Nursing Practice
51.3819	Palliative Care Nursing
51.3820	Clinical Nurse Leader
51.3821	Geriatric Nurse/Nursing
51.3822	Women's Health Nurse/Nursing
51.3899	Registered Nursing, Nursing Administration, Nursing Research and Clinical Nursing, Other
51.3901	Licensed Practical/Vocational Nurse Training
51.3902	Nursing Assistant/Aide and Patient Care Assistant/Aide
51.3999	Practical Nursing, Vocational Nursing and Nursing Assistants, Other
51.9999	Health Professions and Related Clinical Sciences, Other
52.0101	Business/Commerce, General
52.0201	Business Administration and Management, General
52.0202	Purchasing, Procurement/Acquisitions and Contracts Management
52.0203	Logistics, Materials, and Supply Chain Management
52.0204	Office Management and Supervision
52.0205	Operations Management and Supervision
52.0206	Non-Profit/Public/Organizational Management
52.0207	Customer Service Management
52.0208	E-Commerce/Electronic Commerce
52.0209	Transportation/Mobility Management
52.0210	Research and Development Management
52.0211	Project Management
52.0212	Retail Management
52.0213	Organizational Leadership
52.0299	Business Administration, Management and Operations, Other

Code	Description
52.0301	Accounting
52.0302	Accounting Technology/Technician and Bookkeeping
52.0303	Auditing
52.0304	Accounting and Finance
52.0305	Accounting and Business/Management
52.0399	Accounting and Related Services, Other
52.0401	Administrative Assistant and Secretarial Science, General
52.0402	Executive Assistant/Executive Secretary
52.0406	Receptionist
52.0407	Business/Office Automation/Technology/Data Entry
52.0408	General Office Occupations and Clerical Services
52.0409	Parts, Warehousing, and Inventory Management Operations
52.0410	Traffic, Customs, and Transportation Clerk/Technician
52.0411	Customer Service Support/Call Center/Teleservice Operation
52.0499	Business Operations Support and Secretarial Services, Other
52.0501	Business/Corporate Communications
52.0601	Business/Managerial Economics
52.0701	Entrepreneurship/Entrepreneurial Studies
52.0702	Franchising and Franchise Operations
52.0703	Small Business Administration/Management
52.0799	Entrepreneurial and Small Business Operations, Other
52.0801	Finance, General
52.0803	Banking and Financial Support Services
52.0804	Financial Planning and Services
52.0806	International Finance
52.0807	Investments and Securities
52.0808	Public Finance
52.0809	Credit Management
52.0899	Finance and Financial Management Services, Other
52.0901	Hospitality Administration/Management, General

Code	Description
52.0903	Tourism and Travel Services Management
52.0904	Hotel/Motel Administration/Management
52.0905	Restaurant/Food Services Management
52.0906	Resort Management
52.0907	Meeting and Event Planning
52.0908	Casino Management
52.0909	Hotel, Motel, and Restaurant Management
52.0999	Hospitality Administration/Management, Other
52.1001	Human Resources Management/Personnel Administration, General
52.1002	Labor and Industrial Relations
52.1003	Organizational Behavior Studies
52.1004	Labor Studies
52.1005	Human Resources Development
52.1099	Human Resources Management and Services, Other
52.1101	International Business/Trade/Commerce
52.1201	Management Information Systems, General
52.1206	Information Resources Management
52.1207	Knowledge Management
52.1299	Management Information Systems and Services, Other
52.1301	Management Science
52.1302	Business Statistics
52.1304	Actuarial Science
52.1399	Management Sciences and Quantitative Methods, Other
52.1401	Marketing/Marketing Management, General
52.1402	Marketing Research
52.1403	International Marketing
52.1499	Marketing, Other
52.1501	Real Estate
52.1601	Taxation
52.1701	Insurance

Code	Description
52.1801	Sales, Distribution, and Marketing Operations, General
52.1802	Merchandising and Buying Operations
52.1803	Retailing and Retail Operations
52.1804	Selling Skills and Sales Operations
52.1899	General Merchandising, Sales, and Related Marketing Operations, Other
52.1901	Auctioneering
52.1902	Fashion Merchandising
52.1903	Fashion Modeling
52.1904	Apparel and Accessories Marketing Operations
52.1905	Tourism and Travel Services Marketing Operations
52.1906	Tourism Promotion Operations
52.1907	Vehicle and Vehicle Parts and Accessories Marketing Operations
52.1908	Business and Personal/Financial Services Marketing Operations
52.1909	Special Products Marketing Operations
52.1910	Hospitality and Recreation Marketing Operations
52.1999	Specialized Merchandising, Sales, and Marketing Operations, Other
52.2001	Construction Management
52.2101	Telecommunications Management
52.9999	Business, Management, Marketing, and Related Support Services, Other
53.0101	Regular/General High School/Secondary Diploma Program
53.0102	College/University Preparatory and Advanced High School/Secondary Diploma Program
53.0103	Vocational High School and Secondary Business/Vocational-Industrial/Occupational Diploma Program
53.0104	Honors/Regents High School/Secondary Diploma Program
53.0105	Adult High School/Secondary Diploma Program
53.0199	High School/Secondary Diploma Programs, Other
53.0201	High School Equivalence Certificate Program
53.0202	High School Certificate of Competence Program
53.0203	Certificate of IEP Completion Program
53.0299	High School/Secondary Certificates, Other
54.0101	History, General

Code	Description
54.0102	American History (United States)
54.0103	European History
54.0104	History and Philosophy of Science and Technology
54.0105	Public/Applied History
54.0106	Asian History
54.0107	Canadian History
54.0108	Military History
54.0199	History, Other
60.0101	Oral and Maxillofacial Surgery Residency Program
60.0102	Dental Public Health Residency Program
60.0103	Endodontics Residency Program
60.0104	Oral and Maxillofacial Pathology Residency Program
60.0105	Orthodontics Residency Program
60.0106	Pediatric Dentistry Residency Program
60.0107	Periodontology Residency Program
60.0108	Prosthodontics Residency Program
60.0109	Oral and Maxillofacial Radiology Residency Program
60.0199	Dental Residency Program, Other
60.0301	Veterinary Anesthesiology Residency Program
60.0302	Veterinary Dentistry Residency Program
60.0303	Veterinary Dermatology Residency Program
60.0304	Veterinary Emergency and Critical Care Medicine Residency Program
60.0305	Veterinary Internal Medicine Residency Program
60.0306	Laboratory Animal Medicine Residency Program
60.0307	Veterinary Microbiology Residency Program
60.0308	Veterinary Nutrition Residency Program
60.0309	Veterinary Ophthalmology Residency Program
60.0310	Veterinary Pathology Residency Program
60.0311	Veterinary Practice Residency Program
60.0312	Veterinary Preventive Medicine Residency Program

Code	Description
60.0313	Veterinary Radiology Residency Program
60.0314	Veterinary Surgery Residency Program
60.0315	Theriogenology Residency Program
60.0316	Veterinary Toxicology Residency Program
60.0317	Zoological Medicine Residency Program
60.0318	Poultry Veterinarian Residency Program
60.0319	Veterinary Behaviorist Residency Program
60.0320	Veterinary Clinical Pharmacology Residency Program
60.0399	Veterinary Residency Programs, Other
60.0401	Aerospace Medicine Residency Program
60.0402	Allergy and Immunology Residency Program
60.0403	Anesthesiology Residency Program
60.0404	Child Neurology Residency Program
60.0405	Clinical Biochemical Genetics Residency Program
60.0406	Clinical Cytogenetics Residency Program
60.0407	Clinical Genetics Residency Program
60.0408	Clinical Molecular Genetics Residency Program
60.0409	Colon and Rectal Surgery Residency Program
60.0410	Dermatology Residency Program
60.0411	Diagnostic Radiology Residency Program
60.0412	Emergency Medicine Residency Program
60.0413	Family Medicine Residency Program
60.0414	General Surgery Residency Program
60.0415	Internal Medicine Residency Program
60.0416	Neurological Surgery Residency Program
60.0417	Neurology Residency Program
60.0418	Nuclear Medicine Residency Program
60.0419	Obstetrics and Gynecology Residency Program
60.0420	Occupational Medicine Residency Program
60.0421	Ophthalmology Residency Program

Code	Description
60.0422	Orthopedic Surgery Residency Program
60.0423	Otolaryngology Residency Program
60.0424	Pathology Residency Program
60.0425	Pediatrics Residency Program
60.0426	Physical Medicine and Rehabilitation Residency Program
60.0427	Plastic Surgery Residency Program
60.0428	Psychiatry Residency Program
60.0429	Public Health and General Preventive Medicine Residency Program
60.0430	Radiation Oncology Residency Program
60.0431	Radiologic Physics Residency Program
60.0432	Thoracic Surgery Residency Program
60.0433	Urology Residency Program
60.0434	Vascular Surgery Residency Program
60.0499	Medical Residency Programs - General Certificates, Other
60.0501	Addiction Psychiatry Residency Program
60.0502	Adolescent Medicine Residency Program
60.0503	Blood Banking/Transfusion Medicine Residency Program
60.0504	Cardiovascular Disease Residency Program
60.0505	Chemical Pathology Residency Program
60.0506	Child Abuse Pediatrics Residency Program
60.0507	Child and Adolescent Psychiatry Residency Program
60.0508	Clinical Cardiac Electrophysiology Residency Program
60.0509	Clinical Neurophysiology Residency Program
60.0510	Congenital Cardiac Surgery Residency Program
60.0511	Critical Care Medicine Residency Program
60.0512	Cytopathology Residency Program
60.0513	Dermatopathology Residency Program
60.0514	Developmental-Behavioral Pediatrics Residency Program
60.0515	Diagnostic Radiologic Physics Residency Program
60.0516	Endocrinology, Diabetes and Metabolism Residency Program

Code	Description
60.0517	Forensic Pathology Residency Program
60.0518	Forensic Psychiatry Residency Program
60.0519	Gastroenterology Residency Program
60.0520	Geriatric Medicine Residency Program
60.0521	Geriatric Psychiatry Residency Program
60.0522	Gynecologic Oncology Residency Program
60.0523	Hematological Pathology Residency Program
60.0524	Hematology Residency Program
60.0525	Hospice and Palliative Medicine Residency Program
60.0526	Immunopathology Residency Program
60.0527	Infectious Disease Residency Program
60.0528	Interventional Cardiology Residency Program
60.0529	Laboratory Medicine Residency Program
60.0530	Maternal and Fetal Medicine Residency Program
60.0531	Medical Biochemical Genetics Residency Program
60.0532	Medical Microbiology Residency Program
60.0533	Medical Nuclear Physics Residency Program
60.0534	Medical Oncology Residency Program
60.0535	Medical Toxicology Residency Program
60.0536	Molecular Genetic Pathology Residency Program
60.0537	Musculoskeletal Oncology Residency Program
60.0538	Neonatal-Perinatal Medicine Residency Program
60.0539	Nephrology Residency Program
60.0540	Neurodevelopmental Disabilities Residency Program
60.0541	Neuromuscular Medicine Residency Program
60.0542	Neuropathology Residency Program
60.0543	Neuroradiology Residency Program
60.0544	Neurotology Residency Program
60.0545	Nuclear Radiology Residency Program
60.0546	Orthopedic Sports Medicine Residency Program

Code	Description
60.0547	Orthopedic Surgery of the Spine Residency Program
60.0548	Pain Medicine Residency Program
60.0549	Pediatric Cardiology Residency Program
60.0550	Pediatric Critical Care Medicine Residency Program
60.0551	Pediatric Dermatology Residency Program
60.0552	Pediatric Emergency Medicine Residency Program
60.0553	Pediatric Endocrinology Residency Program
60.0554	Pediatric Gastroenterology Residency Program
60.0555	Pediatric Hematology-Oncology Residency Program
60.0556	Pediatric Infectious Diseases Residency Program
60.0557	Pediatric Nephrology Residency Program
60.0558	Pediatric Orthopedics Residency Program
60.0559	Pediatric Otolaryngology Residency Program
60.0560	Pediatric Pathology Residency Program
60.0561	Pediatric Pulmonology Residency Program
60.0562	Pediatric Radiology Residency Program
60.0563	Pediatric Rehabilitation Medicine Residency Program
60.0564	Pediatric Rheumatology Residency Program
60.0565	Pediatric Surgery Residency Program
60.0566	Pediatric Transplant Hepatology Residency Program
60.0567	Pediatric Urology Residency Program
60.0568	Physical Medicine and Rehabilitation/Psychiatry Residency Program
60.0569	Plastic Surgery Within the Head and Neck Residency Program
60.0570	Psychosomatic Medicine Residency Program
60.0571	Pulmonary Disease Residency Program
60.0572	Radioisotopic Pathology Residency Program
60.0573	Reproductive Endocrinology/Infertility Residency Program
60.0574	Rheumatology Residency Program
60.0575	Sleep Medicine Residency Program
60.0576	Spinal Cord Injury Medicine Residency Program

Code	Description
60.0577	Sports Medicine Residency Program
60.0578	Surgery of the Hand Residency Program
60.0579	Surgical Critical Care Residency Program
60.0580	Therapeutic Radiologic Physics Residency Program
60.0581	Transplant Hepatology Residency Program
60.0582	Undersea and Hyperbaric Medicine Residency Program
60.0583	Vascular and Interventional Radiology Residency Program
60.0584	Vascular Neurology Residency Program
60.0599	Medical Residency Programs - Subspecialty Certificates, Other
60.0601	Podiatric Medicine and Surgery - 24 Residency Program
60.0602	Podiatric Medicine and Surgery - 36 Residency Program

Appendix B - Regions

Code	Description
5001	Arkansas County, AR
5003	Ashley County, AR
5005	Baxter County, AR
5007	Benton County, AR
5009	Boone County, AR
5011	Bradley County, AR
5013	Calhoun County, AR
5015	Carroll County, AR
5017	Chicot County, AR
5019	Clark County, AR
5021	Clay County, AR
5023	Cleburne County, AR
5025	Cleveland County, AR
5027	Columbia County, AR
5029	Conway County, AR
5031	Craighead County, AR
5033	Crawford County, AR
5035	Crittenden County, AR
5037	Cross County, AR
5039	Dallas County, AR
5041	Desha County, AR
5043	Drew County, AR
5045	Faulkner County, AR
5047	Franklin County, AR
5049	Fulton County, AR
5051	Garland County, AR
5053	Grant County, AR
5055	Greene County, AR
5057	Hempstead County, AR

Code	Description
5059	Hot Spring County, AR
5061	Howard County, AR
5063	Independence County, AR
5065	Izard County, AR
5067	Jackson County, AR
5069	Jefferson County, AR
5071	Johnson County, AR
5073	Lafayette County, AR
5075	Lawrence County, AR
5077	Lee County, AR
5079	Lincoln County, AR
5081	Little River County, AR
5083	Logan County, AR
5085	Lonoke County, AR
5087	Madison County, AR
5089	Marion County, AR
5091	Miller County, AR
5093	Mississippi County, AR
5095	Monroe County, AR
5097	Montgomery County, AR
5099	Nevada County, AR
5101	Newton County, AR
5103	Ouachita County, AR
5105	Perry County, AR
5107	Phillips County, AR
5109	Pike County, AR
5111	Poinsett County, AR
5113	Polk County, AR
5115	Pope County, AR
5117	Prairie County, AR

Code	Description
5119	Pulaski County, AR
5121	Randolph County, AR
5123	St. Francis County, AR
5125	Saline County, AR
5127	Scott County, AR
5129	Searcy County, AR
5131	Sebastian County, AR
5133	Sevier County, AR
5135	Sharp County, AR
5137	Stone County, AR
5139	Union County, AR
5141	Van Buren County, AR
5143	Washington County, AR
5145	White County, AR
5147	Woodruff County, AR
5149	Yell County, AR
5999	[Arkansas, county not reported]

Appendix C - Data Sources and Calculations

Institution Data

The institution data in this report is taken directly from the national IPEDS database published by the U.S. Department of Education's National Center for Education Statistics.

Location Quotient

Location quotient (LQ) is a way of quantifying how concentrated a particular industry, cluster, occupation, or demographic group is in a region as compared to the nation. It can reveal what makes a particular region unique in comparison to the national average.

Occupation Data

Emsi occupation employment data are based on final Emsi industry data and final Emsi staffing patterns. Wage estimates are based on Occupational Employment Statistics (QCEW and Non-QCEW Employees classes of worker) and the American Community Survey (Self-Employed and Extended Proprietors). Occupational wage estimates also affected by county-level Emsi earnings by industry.

State Data Sources

This report uses state data from the following agencies: Alabama Department of Industrial Relations; Alaska Department of Labor and Workforce Development; Arizona Department of Administration, Office of Employment and Population Statistics; Arkansas Department of Workforce Services; California Labor Market Information Department; Colorado Department of Labor and Employment; Connecticut did not provide us with a data source; Delaware Office of Occupational and Labor Market Information, Delaware Wages 2004; District of Columbia Department of Employment Services; Florida Department of Economic Opportunity; Georgia Department of Labor, Workforce Information and Analysis, Occupational Information Services Unit; Hawaii Department of Labor and Industrial Relations, Research and Statistics Office; Idaho Department of Labor; Illinois Department of Employment Security, Employment Projections; Indiana Department of Workforce Development; Iowa Workforce Development; Kansas Department of Labor, Labor Market Information Services, Kansas Wage Survey; Kentucky Office of Employment and Training; Louisiana Department of Labor; Maine did not provide us with a data source; Maryland Department of Labor, Licensing and Regulation, Office of Labor Market Analysis and Information; Massachusetts Executive Office of Labor and Workforce Development; Michigan Department of Labor and Economic Growth, Bureau of Labor Market Information and Strategic Initiatives; Minnesota Department of Employment and Economic Development; Mississippi Department of Employment Security; Missouri Department of Economic Development; Montana Department of Labor and Industry, Research and Analysis Bureau; Nebraska Workforce Development; Nevada Department of Employment, Training and Rehabilitation, Information Development and Processing Division, Research and Analysis Bureau; New Hampshire Department of Employment Security; New Jersey Department of Labor and Workforce Development; New Mexico Department of Labor, Bureau of Economic Research and Analysis; New York Department of Labor, Division of Research and Statistics; North Carolina Department of Commerce, Labor and Economic Analysis Division; North Dakota Job Service, Labor Market Information Center; Ohio Department of Job and Family Services, Labor Market Information Division; Oklahoma Employment Security Commission; Oregon Employment Department, Oregon Labor Market Information System; Pennsylvania Department of Labor and Industry, Center for Workforce Information and Analysis; Rhode Island did not provide us with a data source; South Carolina Employment Security Commission, Labor Market Information Department; South Dakota Department of Labor, Labor Market Information Division; Tennessee Department of Labor and Workforce Development, Research and Statistics Division; Texas Workforce Commission; Utah Department of Workforce Services; Vermont did not provide us with a data source; Virginia Employment Commission, Economic Information Services; Washington State Employment Security Department, Labor Market and Economic Analysis Branch; West Virginia Bureau of Employment Programs, Research Information & Analysis Division; Wisconsin Department of Workforce Development, Bureau of Workforce Information; Wyoming Department of Employment, Research and Planning